



CRF150R / CRF150RB

CRF150R₇
CRF150R₈
CRF150RB₇
CRF150RB₈

PARTS CATALOGUE

2

FOREWORD INDEX

1

ENGINE GROUP

2

FRAME GROUP

3

PART NUMBER INDEX

4

PART NAME INDEX

5

Instruction for use of parts catalogue

- **This parts catalogue has been created as of August 20, 2007.**
 - Since this date, the sales practice for repair parts may have been changed or the parts may have been eliminated (listed for those not for sale).
 - The modified information is reflected on the latest Electronic Parts Catalogue (EPC). Also, refer to the parts catalogue news for any change.
 - See the parts catalogue news for any revision that is made after August 20, 2007.
- **Always specify the part number when ordering a part.**
 - Check the model, type, serial numbers, color, maker, and the size as needed before ordering a part.
 - Note that the illustrations (part drawings) can differ from the actual parts in shape. They are given just to help you to refer to the parts.
- **When modifications or additions to this parts catalogue are made, a revised edition will be issued at an appropriate time, with successively progressing revision numbers on the cover. We recommend obtaining such revisions in order to keep your parts catalogue up-to-date at all times. To check whether a parts catalogue revision has been issued, please contact your Honda distributor.**

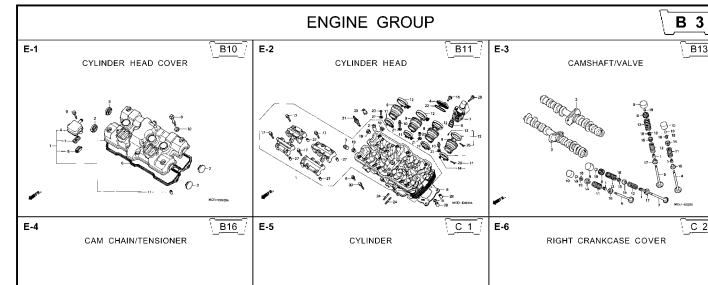
Initial version issue date
 August 01, 2006
Honda Motor Co., Ltd.

CONTENTS

	Page	Address No.	
● Instruction for use of parts catalogue	1	B 1	1
● How to refer to the part information	2	B 2	
● Part catalogue structure	3	B 3	
● When the parts were revised	4	B 4	
● Abbreviations used in the parts catalogue	4	B 4	
● Part block and serial number check	5	B 5	
● Models, parts catalogue codes and applicable serial numbers	6	B 6	
● Fuel hose, general purpose hoses and vinyl hose	7	B 7	
● FLAT RATE SERVICE TIME	11	B11	
● Illustrated index	16	B16	
● ENGINE GROUP	22	D 1	2
● FRAME GROUP	54	F 1	3
● PART NO. INDEX	91	I 1	4
● PART NAME INDEX	95	J 1	5

How to refer to the part information

A Reference with "Illustrated index"

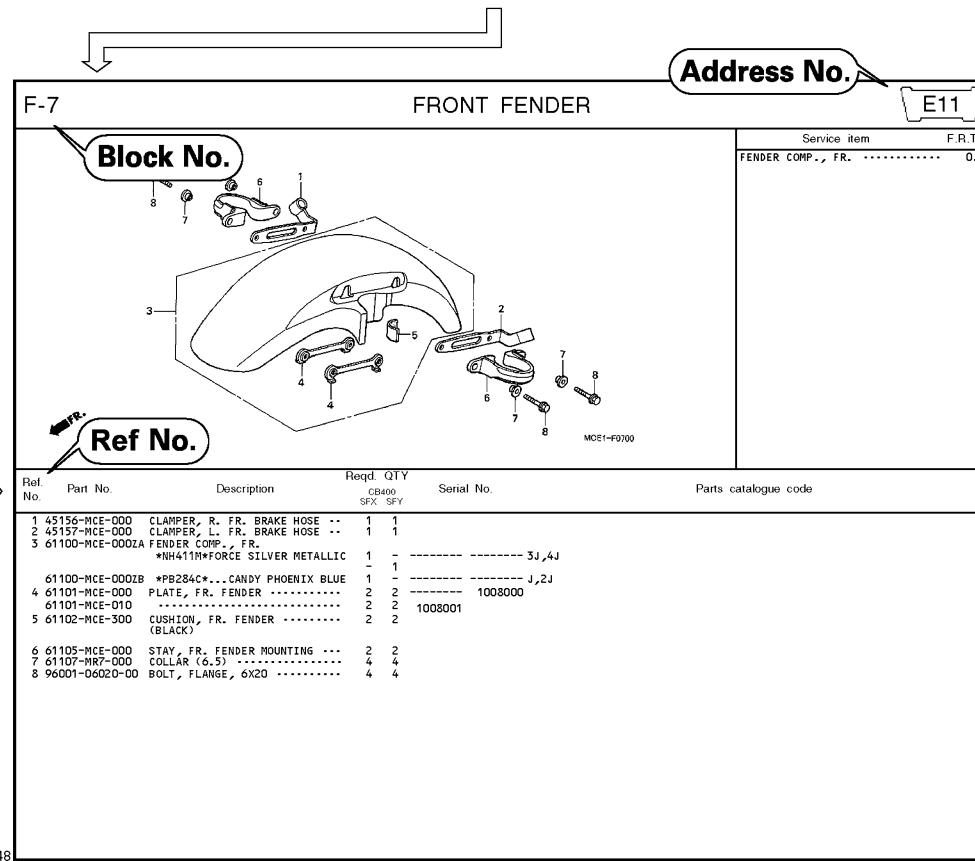


B Reference with "Part number index"

PART NO. INDEX						
Part Number	Address	Page	Ref.	Part Number	Address Page Rel.	F
04000				13323-MY9-751	C12 28 10	1492
				13324-MY9-751	C12 28 10	1493
04911-MCE-000	C10	26	1	13325-MY9-751	C12 28 10	1493
				13327-MY9-751	C12 28 10	1493
06000				14000		1493
06405-MY5-P00	F13	67	3	14100-MCE-000	B13 13 2	1493
06405-MY5-P10	F13	67	3	14200-MCE-000	B13 13 3	1493
06410-MY9-860	F2	56	1	14321-MCE-000	B16 16 2	1493
06435-MCE-006	F1	55	1	14401-MCE-003	B16 16 3	1493
06451-166-405	E13	51	2	14510-MBE-000	B16 16 4	1494
06451-443-405	F1	55	2	14520-MY9-691	B16 16 5	1494
06451-MA7-405	E13	51	1	14524-MY9-690	B16 16 6	1494
06455-MCE-006	E13	51	3	14546-MCE-000	B16 16 7	1494
				14620-MY9-691	B16 16 8	1494
11000				14711-MCE-000	B13 13 4	1494
11210-MCE-000	C9	25	1	14712-MCE-000	B13 13 5	1494
11350-MCE-305	C2	18	1	14721-MCE-000	B13 13 6	1494
11333-KT8-000	C6	22	1	14722-MCE-000	B13 13 7	1494
11335-MCE-000	C2	18	2	14730-MCE-000	B13 13 8	1494
11360-MCE-000	C7	23	1	14731-MCE-000	B13 13 9	1494
11365-MCE-000	C7	23	2	14731-MY9-751	B13 13 10	1495
11396-MY9-000	C2	18	3	14751-KY2-000	B13 13 11	1495
11631-MCE-000	C5	21	1	14751-MCE-000	B13 13 12	1495
11691-MY9-000	C5	21	2	14761-MCE-000	B13 13 13	1495

C Reference with "Part name index"

PART NAME INDEX					
Part name	Address	Page	Ref.	Part name	Page
[A]				BOLT , CHANG I	
ADJUSTER , CHAIN	F13	67	5	BOLT , CLUTC H	
ARM COMP. , GEA R CHANGE	F10	64	3	BOLT , CONNEC T	
ARM , L. MAIN STEP	F11	65	8	BOLT , DISK, 6	
ARM , L. PILLI O STEP	F11	65	12	BOLT , DISK, 8	
ARM , R. MAIN STEP	F11	65	5	BOLT , DRAIN I	
ARM , R. PILLI O STEP	F11	65	11	BOLT , FLANG E	
AUT O COC K ASSY. , FUEL	F4	58	2	BOLT , FLANG E	
AXLE , FR. WHEEL	E14	52	3	BOLT , FLANG E	
AXLE , RR. WHEEL	F2	56	3	BOLT , FLANG E	
[B]				BOLT , FLANG E	
BAG , AIR PRESSUR E GAUGE	67	77	4	BOLT , FLANG E	
BAG , SERVICE BOOK	67	77	1	BOLT , FLANG E	
BAG , TOOL	67	77	3	BOLT , FLANG E	
BALL , STEEL	F11	65	20	BOLT , FLANG E	
BAN B A , INSULATOR	B11	11	11	BOLT , FLANG E	
BAN B B , INSULATOR	B11	11	12	BOLT , FLANG E	
BAND , AIR CLEANER CONNECTING				BOLT , FLANG E	
BAND , U-LOCK	F8	62	22	BOLT , FLANG E	
BAND , WIRE	F16	70	5	BOLT , FLANG E	
	C10	26	14		
	E5	43	21		
	6A	74	1R		

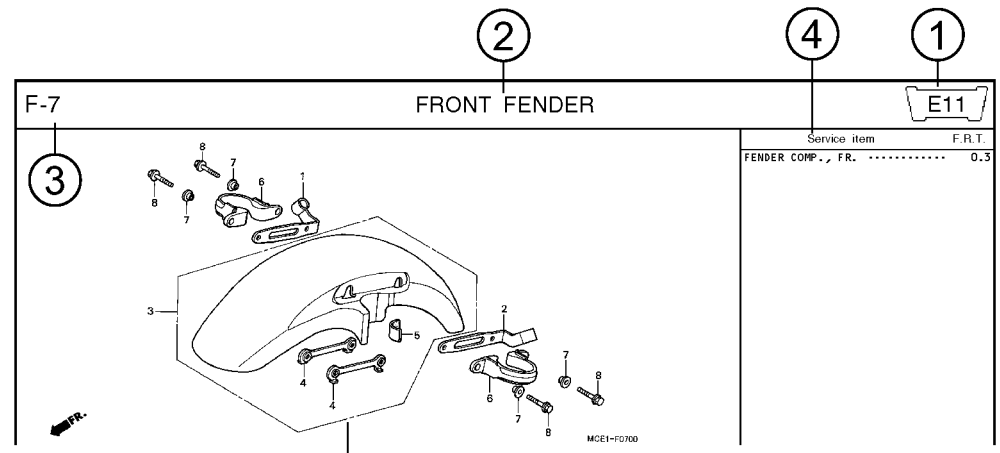


Ref. No.	Part No.	Description	Reqd. QTY CB400 SFX SFY	Serial No.	Parts catalogue code
1	45156-MCE-000	CLAMPER, R. FR. BRAKE HOSE	1 1		
2	45157-MCE-000	CLAMPER, L. FR. BRAKE HOSE	1 1		
3	61100-MCE-000A	FENDER COMP., FR. *NH41M*FORCE SILVER METALLIC	1 -		3J,4J
	61100-MCE-000B	*PB284C*...CANDY PHOENIX BLUE	1 -		J,2J
4	61101-MCE-000	PLATE, FR. FENDER	2 2	1008000	
	61101-MCE-010		2 2	1008001	
5	61102-MCE-300	CUSHION, FR. FENDER (BLACK)	2 2		
6	61105-MCE-000	STAY, FR. FENDER MOUNTING	2 2		
7	61107-MR7-000	COLLAR (6.5)	4 4		
8	96001-06020-00	BOLT, FLANGE, 6X20	4 4		

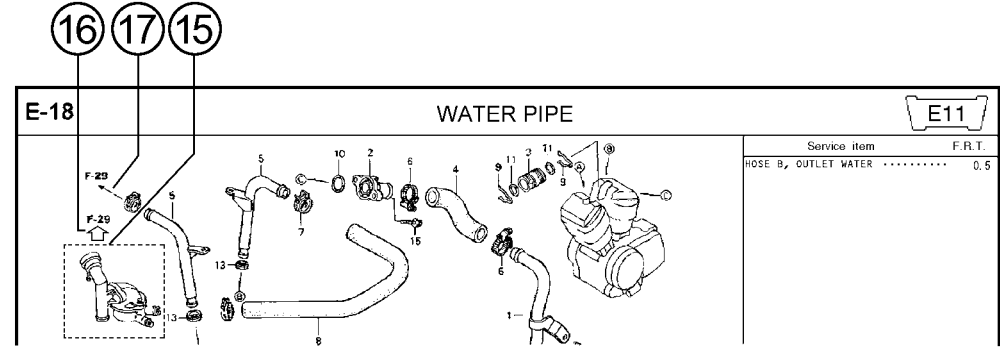
Page No.

2000.09.01 E

Part catalogue structure



Ref. No.	Part No.	Description	Reqd. QTY		Serial No.	Parts catalogue code
			CB400	SFY		
1	45156-MCE-000	CLAMPER, R. FR. BRAKE HOSE ..	1	1		
2	45157-MCE-000	CLAMPER, L. FR. BRAKE HOSE ..	1	1		
3	61100-MCE-000ZA	FENDER COMP., FR. *NH411M*FORCE SILVER METALLIC	1	-	----- 3J,4J	
	61100-MCE-000ZB	*PB284C*...CANDY PHOENIX BLUE	1	-	----- J,2J	
4	61101-MCE-000	PLATE, FR. FENDER	2	2	1008000	
	61101-MCE-010	2	2	1008001	
5	61102-MCE-300	CUSHION, FR. FENDER	2	2		
		(BLACK)				



- ① **Address number**
 - Address No. is provided (in place of the page No.) to help you refer to the part with the part No. or part name.
- ② **Block title** ③ **Block number**
- ④ **Service item/Flat rate time**
- ⑤ **Reference number**
 - Title number marked with the parenthesis or parentheses indicates that it continues from the previous page.
- ⑥ **Part number** ⑦ **Honda color code**
- ⑧ **Description**
- ⑨ **Assemblies**
 - Sections framed with broken lines in the exploded view drawings are available as complete assemblies. (Their individual parts can also be obtained.)
- ⑩ **Color description**
- ⑪ **Note**
 - Notes are shown with the parentheses in the part name column.
- ⑫ **Required quantity**
 - Reqd. QTY shown in the parenthesis or parentheses indicates the optional part.
 - Reqd. QTY marked with "N" indicates the optional part that should be selected as needed.
 - Reqd. QTY indicates the number of the part used in the block.
- ⑬ **Serial number**
- ⑭ **Parts catalogue code**
 - When the parts catalogue code column is blank, it indicates that the part is applicable to all codes.
- ⑮ **[Dotted line]**
 - Parts enclosed within a dotted line [] are covered in a different block.
- ⑯ **[Hollow arrow]**
 - A hollow arrow [] indicates the block No. for the parts enclosed within a dotted line [] .
- ⑰ **[Solid arrow]**
 - A solid arrow [] indicates the block No. the part in question is connected to.

When the parts were revised



Ref. No.	Part No.	Description	Reqd. QTY		Serial No.
			CB400 SFX	SFY	
1	45156-MCE-000	CLAMPER, R. FR. BRAKE HOSE ..	1	1	
2	45157-MCE-000	CLAMPER, L. FR. BRAKE HOSE ..	1	1	
3	61100-MCE-000ZA	FENDER COMP., FR. *NH411M*FORCE SILVER METALLIC	1	-	-----3J,4J
	61100-MCE-000ZB	*PB284C*...CANDY PHOENIX BLUE	1	-	-----J,2J
4	61101-MCE-000	PLATE, FR. FENDER (###).....	2	2	-----1008000
	61101-MCE-010	2	2	-----1008001
5	61102-MCE-300	CUSHION, FR. FENDER (BLACK)	2	2	
6	61105-MCE-000	STAY, FR. FENDER MOUNTING ...	2	2	
7	61107-MR7-000	COLLAR (6.5)	4	4	
8	96001-06020-00	BOLT, FLANGE, 6X20	4	4	


The number has been used from the initial model without revision.

When shown at the left side, it is applicable to the models of No.1008001 and the subsequent numbers.

When shown at the right side, it is applicable to the models up to No.1008000.

The parts listed with "###" at the end of the parts name have limited supply period (parts not for sale).

Abbreviations used in the parts catalogue

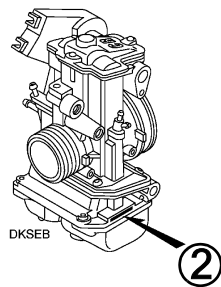
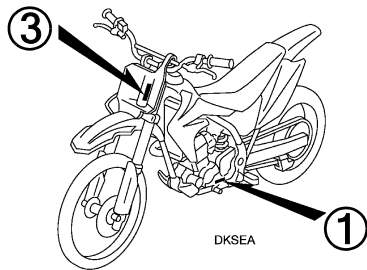
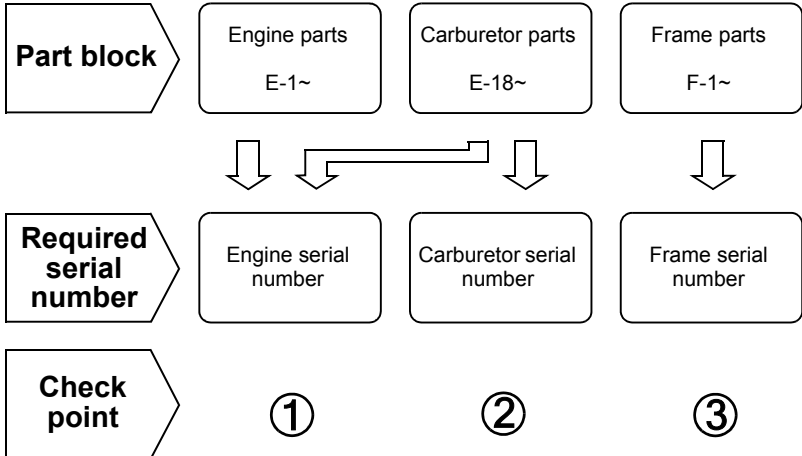


* "L." or "R." in the description of a part stands for the LEFT hand side or the RIGHT hand side. Determine the left or right as if you were in the motorcycle seat.

The following abbreviations are used in this parts catalogue.

- | | |
|---|----------------------------------|
| A Ampere | LLeft |
| ABS Anti-lock brake system | L (100L) .Link (100 Links) |
| A.C. Alternating current | L.E.D.Light emitted diode |
| A.M. Attaching mark | MMMillimeter |
| ASSY. Assembly | MPHMiles per hour |
| C.D.I. Capacitive discharge ignition | R.Right |
| COMP. ... Complete | RR.Rear |
| D.C. Direct current | STD.Standard |
| EX. Exhaust | T (22T) ...Tooth (22 Teeth) |
| FR. Front | TCSTraction control system |
| G Gram | T.M.Transcript mark |
| HEX. Hexagonal | VVolt |
| IN. Inlet | WWatt |
| KPH Kilometers per hour | WLWith labelling |
| | WOLWithout labelling |

Part block and serial number check



Models, parts catalogue codes and applicable serial numbers

Models, parts catalogue codes and applicable serial Nos. given in this parts catalogue can be identified as follows.

Parts with parts catalogue codes are exclusive for models destined for countries designated.

If no area codes are listed, parts are for common use.

Model	Area code	Type	Applicable engine serial No.	Applicable frame serial No.	Applicable carburetor identification No.
CRF150R7	ED	European direct sales	KE03E-5000001~5099999	JH2KE03A*7K000001~7K099999	FCR08A A
	U	Australia	KE03E-5000001~5099999	JH2KE03U*7K000001~7K099999	
CRF150R8	DE	Denmark	KE03E-5100001~	JH2KE03A*8K100001~	FCR15A A
	ED	European direct sales	KE03E-5100001~	JH2KE03A*8K100001~	
	U	Australia	KE03E-5100001~	JH2KE03U*8K100001~	
CRF150RB7	ED	European direct sales	KE03E-5000001~5099999	JH2KE03B*7K000001~7K099999	FCR08A A
	U	Australia	KE03E-5000001~5099999	JH2KE03U*7K000001~7K099999	
CRF150RB8	DE	Denmark	KE03E-5100001~	JH2KE03B*8K100001~	FCR15A A
	ED	European direct sales	KE03E-5100001~	JH2KE03B*8K100001~	
	U	Australia	KE03E-5100001~	JH2KE03U*8K100001~	

* Of carburetor/throttle body identification numbers, only the portions underlined in the example below are used for registration.

FCR08A **A** KC 7

Fuel hose, general purpose hoses and vinyl hose

- The standard part fuel hose, general purpose hose and vinyl hose may be substituted by the coiled bulk part.
- When ordering the standard part fuel hose, general purpose hose and vinyl hose use the bulk part number written in the parts catalogue in brackets () underneath the part name, or use the catalogue below.
(The bulk part standard length is 1 m, however, those displayed in the catalogue < > are available in 3 m and 8 m lengths.)
- When exchanging the hose, cut and use at the specified length as mentioned in the part name.
(For the method of cutting the bulk part, and method of filling out orders etc., please refer to the service manual and the instructions issued with the bulk part.)
- The list below is a catalogue of the standard part numbers and bulk part numbers. Note that those numbers are applicable to the listed replacement parts only.

Fuel hoses/Tubes			
Standard part No.	Bulk part No.	Bulk part	
		Inner diameter (mm)	Length (m)
95001-30xxx-2x	95001-30001-20M	3.0	1
95001-30xxx-3x	95001-30001-30M	3.0	1
95001-30xxx-4x	95001-30001-40M	3.0	1
95001-35xxx-2x	95001-35001-50M <95001-35003-50M>	3.5	1 3
95001-35xxx-3x	95001-35001-60M <95001-35003-60M>	3.5	1 3
95001-35xxx-4x	95001-35001-60M <95001-35003-60M>	3.5	1 3
95001-35xxx-5x	95001-35001-50M <95001-35003-50M>	3.5	1 3
95001-35xxx-6x	95001-35001-60M <95001-35003-60M>	3.5	1 3
95001-45xxx-2x	95001-45001-50M <95001-45003-50M>	4.5	1 3
95001-45xxx-3x	95001-45001-60M <95001-45003-60M> <95001-45008-60M>	4.5	1 3 8
95001-45xxx-4x	95001-45001-60M <95001-45003-60M> <95001-45008-60M>	4.5	1 3 8
95001-45xxx-5x	95001-45001-50M <95001-45003-50M>	4.5	1 3
95001-45xxx-6x	95001-45001-60M <95001-45003-60M> <95001-45008-60M>	4.5	1 3 8
95001-55xxx-2x	95001-55001-50M <95001-55003-50M> <95001-55008-50M>	5.5	1 3 8

Fuel hoses/Tubes			
Standard part No.	Bulk part No.	Bulk part	
		Inner diameter (mm)	Length (m)
95001-55xxx-3x	95001-55001-60M <95001-55003-60M> <95001-55008-60M>	5.5	1 3 8
95001-55xxx-4x	95001-55001-60M <95001-55003-60M> <95001-55008-60M>	5.5	1 3 8
95001-55xxx-5x	95001-55001-50M <95001-55003-50M> <95001-55008-50M>	5.5	1 3 8
95001-55xxx-6x	95001-55001-60M <95001-55003-60M> <95001-55008-60M>	5.5	1 3 8
95001-75xxx-2x	95001-75001-50M <95001-75003-50M>	7.5	1 3
95001-75xxx-3x	95001-75001-60M <95001-75003-60M> <95001-75008-60M>	7.5	1 3 8
95001-75xxx-4x	95001-75001-60M <95001-75003-60M> <95001-75008-60M>	7.5	1 3 8
95001-75xxx-5x	95001-75001-50M <95001-75003-50M>	7.5	1 3
95001-75xxx-6x	95001-75001-60M <95001-75003-60M> <95001-75008-60M>	7.5	1 3 8
95001-80xxx-2x	95001-80001-50M	8.0	1
95001-80xxx-3x	95001-80001-60M	8.0	1
95001-80xxx-4x	95001-80001-60M	8.0	1
95001-80xxx-5x	95001-80001-50M	8.0	1
95001-80xxx-6x	95001-80001-60M	8.0	1

Vinyl tube				
Standard part No.	Bulk part No.	Bulk part		
		Inner dia- meter (mm)	Outer dia-meter (mm)	Length (m)
95003-01xxx-3x	95003-01001-60M <95003-01003-60M>	2.9	6.8	1 3
95003-01xxx-60	95003-01001-60M <95003-01003-60M>	2.9	6.8	1 3
95003-03xxx-3x	95003-03001-60M <95003-03003-60M>	3.0	6.0	1 3
95003-03xxx-60	95003-03001-60M <95003-03003-60M>	3.0	6.0	1 3
95003-05xxx-3x	95003-05001-60M <95003-05003-60M> <95003-05008-60M>	3.5	6.5	1 3 8
95003-05xxx-60	95003-05001-60M <95003-05003-60M> <95003-05008-60M>	3.5	6.5	1 3 8
95003-07xxx-1x	95003-07001-10M <95003-07003-10M> <95003-07008-10M>	4.0	7.0	1 3 8
95003-07xxx-20	95003-07001-10M <95003-07003-10M> <95003-07008-10M>	4.0	7.0	1 3 8
95003-07xxx-3x	95003-07001-60M <95003-07003-60M> <95003-07008-60M>	4.0	7.0	1 3 8
95003-07xxx-60	95003-07001-60M <95003-07003-60M> <95003-07008-60M>	4.0	7.0	1 3 8
95003-07xxx-7x	95003-07001-70M <95003-07003-70M> <95003-07008-70M>	4.0	7.0	1 3 8
95003-08xxx-1x	95003-08001-10M <95003-08003-10M> <95003-08008-10M>	4.5	6.5	1 3 8
95003-09xxx-3x	95003-09001-60M <95003-09003-60M>	4.5	8.0	1 3
95003-09xxx-60	95003-09001-60M <95003-09003-60M>	4.5	8.0	1 3
95003-10xxx-1x	95003-10001-10M <95003-10003-10M>	5.0	8.0	1 3
95003-10xxx-20	95003-10001-10M <95003-10003-10M>	5.0	8.0	1 3
95003-10xxx-3x	95003-10001-60M <95003-10003-60M>	5.0	8.0	1 3
95003-10xxx-60	95003-10001-60M <95003-10003-60M>	5.0	8.0	1 3
95003-11xxx-3x	95003-11001-60M <95003-11003-60M> <95003-11008-60M>	5.0	9.0	1 3 8
95003-11xxx-60	95003-11001-60M <95003-11003-60M> <95003-11008-60M>	5.0	9.0	1 3 8
95003-12xxx-1x	95003-12001-10M <95003-12003-10M> <95003-12008-10M>	5.0	7.0	1 3 8
95003-12xxx-20	95003-12001-10M <95003-12003-10M> <95003-12008-10M>	5.0	7.0	1 3 8

Vinyl tube				
Standard part No.	Bulk part No.	Bulk part		
		Inner dia- meter (mm)	Outer dia-meter (mm)	Length (m)
95003-14xxx-1x	95003-14001-10M <95003-14003-10M>	6.0	9.0	1 3
95003-14xxx-20	95003-14001-10M <95003-14003-10M>	6.0	9.0	1 3
95003-14xxx-3x	95003-14001-60M <95003-14003-60M>	6.0	9.0	1 3
95003-17xxx-1x	95003-17001-10M <95003-17003-10M>	7.0	9.0	1 3
95003-19xxx-1x	95003-19001-10M <95003-19003-10M> <95003-19008-10M>	7.0	11.0	1 3 8
95003-19xxx-20	95003-19001-10M <95003-19003-10M> <95003-19008-10M>	7.0	11.0	1 3 8
95003-19xxx-3x	95003-19001-60M <95003-19003-60M> <95003-19008-60M>	7.0	11.0	1 3 8
95003-19xxx-60	95003-19001-60M <95003-19003-60M> <95003-19008-60M>	7.0	11.0	1 3 8
95003-21xxx-1x	95003-21001-10M <95003-21003-10M>	8.0	9.0	1 3
95003-21xxx-20	95003-21001-10M <95003-21003-10M>	8.0	9.0	1 3
95003-23xxx-1x	95003-23001-10M <95003-23003-10M>	8.0	12.0	1 3
95003-23xxx-20	95003-23001-10M <95003-23003-10M>	8.0	12.0	1 3
95003-23xxx-3x	95003-23001-60M <95003-23003-60M> <95003-23008-60M>	8.0	12.0	1 3 8
95003-23xxx-60	95003-23001-60M <95003-23003-60M> <95003-23008-60M>	8.0	12.0	1 3 8
95003-25xxx-1x	95003-25001-10M <95003-25003-10M>	9.0	11.0	1 3
95003-25xxx-20	95003-25001-10M <95003-25003-10M>	9.0	11.0	1 3
95003-25xxx-3x	95003-25001-60M <95003-25003-60M>	9.0	11.0	1 3
95003-25xxx-7x	95003-25001-70M <95003-25003-70M>	9.0	11.0	1 3
95003-27xxx-1x	95003-27001-10M <95003-27003-10M>	9.0	13.0	1 3
95003-27xxx-20	95003-27001-10M <95003-27003-10M>	9.0	13.0	1 3
95003-27xxx-3x	95003-27001-60M <95003-27003-60M>	9.0	13.0	1 3
95003-27xxx-60	95003-27001-60M <95003-27003-60M>	9.0	13.0	1 3
95003-33xxx-1x	95003-33001-10M <95003-33003-10M>	10.0	14.0	1 3
95003-33xxx-20	95003-33001-10M <95003-33003-10M>	10.0	14.0	1 3

Vinyl tube				
Standard part No.	Bulk part No.	Bulk part		
		Inner dia- meter (mm)	Outer dia-meter (mm)	Length (m)
95003-36xxx-1x	95003-36001-10M <95003-36003-10M> <95003-36008-10M>	11.0	13.0	1 3 8
95003-36xxx-20	95003-36001-10M <95003-36003-10M> <95003-36008-10M>	11.0	13.0	1 3 8
95003-37xxx-3x	95003-37001-60M <95003-37003-60M>	11.0	15.0	1 3
95003-37xxx-60	95003-37001-60M <95003-37003-60M>	11.0	15.0	1 3
95003-38xxx-1x	95003-38001-10M <95003-38003-10M>	12.0	13.0	1 3
95003-38xxx-20	95003-38001-10M <95003-38003-10M>	12.0	13.0	1 3
95003-39xxx-1x	95003-39001-10M <95003-39003-10M>	12.0	14.0	1 3
95003-39xxx-20	95003-39001-10M <95003-39003-10M>	12.0	14.0	1 3
95003-40xxx-20	95003-40001-10M <95003-40003-10M>	12.0	16.0	1 3
95003-40xxx-3x	95003-40001-60M <95003-40003-60M>	12.0	16.0	1 3
95003-40xxx-60	95003-40001-60M <95003-40003-60M>	12.0	16.0	1 3
95003-43xxx-1x	95003-43001-10M <95003-43003-10M> <95003-43008-10M>	13.0	15.0	1 3 8
95003-43xxx-20	95003-43001-10M <95003-43003-10M> <95003-43008-10M>	13.0	15.0	1 3 8
95003-45xxx-1x	95003-45001-10M <95003-45003-10M> <95003-45008-10M>	14.0	18.0	1 3 8
95003-45xxx-20	95003-45001-10M <95003-45003-10M> <95003-45008-10M>	14.0	18.0	1 3 8
95003-50xxx-1x	95003-50001-10M <95003-50003-10M>	16.0	19.0	1 3
95003-50xxx-20	95003-50001-10M <95003-50003-10M>	16.0	19.0	1 3
95003-50xxx-3x	95003-50001-60M <95003-50003-60M>	16.0	19.0	1 3
95003-55xxx-1x	95003-55001-10M <95003-55003-10M>	17.5	20.5	1 3
95003-55xxx-20	95003-55001-10M <95003-55003-10M>	17.5	20.5	1 3
95003-60xxx-1x	95003-60001-10M <95003-60003-10M>	22.0	27.0	1 3
95003-60xxx-20	95003-60001-10M <95003-60003-10M>	22.0	27.0	1 3
95003-60xxx-3x	95003-60001-60M <95003-60003-60M>	22.0	27.0	1 3
95003-60xxx-60	95003-60001-60M <95003-60003-60M>	22.0	27.0	1 3

General purpose hoses			
Standard part No.	Bulk part No.	Bulk part	
		Inner diameter (mm)	Length (m)
95005-11xxx-3x	95005-11001-30M	11.0	1
95005-11xxx-5x	95005-11001-50M	11.0	1
95005-12xxx-1x	95005-12001-10M <95005-12003-10M>	12.0	1 3
95005-12xxx-2x	95005-12001-20M	12.0	1
95005-12xxx-3x	95005-12001-30M	12.0	1
95005-12xxx-5x	95005-12001-50M	12.0	1
95005-14xxx-1x	95005-14001-10M	14.0	1
95005-14xxx-2x	95005-14001-20M <95005-14003-20M>	14.0	1 3
95005-14xxx-3x	95005-14001-30M	14.0	1
95005-14xxx-5x	95005-14001-50M	14.0	1
95005-17xxx-1x	95005-17001-10M	17.0	1
95005-17xxx-2x	95005-17001-20M	17.0	1
95005-17xxx-3x	95005-17001-30M	17.0	1
95005-17xxx-5x	95005-17001-50M	17.0	1
95005-30xxx-3x	95005-30001-30M	3.0	1
95005-30xxx-5x	95005-30001-50M	3.0	1
95005-35xxx-1x	95005-35001-10M <95005-35003-10M> <95005-35008-10M>	3.5	1 3 8
95005-35xxx-2x	95005-35001-20M	3.5	1
95005-35xxx-3x	95005-35001-30M	3.5	1
95005-35xxx-4x	95005-35001-10M <95005-35003-10M> <95005-35008-10M>	3.5	1 3 8
95005-35xxx-5x	95005-35001-50M	3.5	1
95005-45xxx-1x	95005-45001-10M <95005-45003-10M> <95005-45008-10M>	4.5	1 3 8
95005-45xxx-2x	95005-45001-20M	4.5	1
95005-45xxx-3x	95005-45001-30M	4.5	1

General purpose hoses			
Standard part No.	Bulk part No.	Bulk part	
		Inner diameter (mm)	Length (m)
95005-45xxx-4x	95005-45001-10M <95005-45003-10M> <95005-45008-10M>	4.5	1 3 8
95005-45xxx-5x	95005-45001-50M	4.5	1
95005-50xxx-3x	95005-50001-30M <95005-50003-30M>	5.0	1 3
95005-50xxx-5x	95005-50001-50M	5.0	1
95005-55xxx-1x	95005-55001-10M <95005-55003-10M> <95005-55008-10M>	5.3	1 3 8
95005-55xxx-2x	95005-55001-20M <95005-55003-20M>	5.3	1 3
95005-55xxx-4x	95005-55001-10M <95005-55003-10M> <95005-55008-10M>	5.3	1 3 8
95005-65xxx-1x	95005-65001-10M <95005-65003-10M>	6.5	1 3
95005-65xxx-2x	95005-65001-20M	6.5	1
95005-70xxx-3x	95005-70001-30M <95005-70003-30M>	7.0	1 3
95005-70xxx-5x	95005-70001-50M	7.0	1
95005-75xxx-1x	95005-75001-10M <95005-75003-10M>	7.3	1 3
95005-75xxx-2x	95005-75001-20M	7.3	1
95005-80xxx-1x	95005-80001-10M <95005-80003-10M>	8.0	1 3
95005-80xxx-2x	95005-80001-20M	8.0	1
95005-80xxx-3x	95005-80001-30M	8.0	1
95005-80xxx-5x	95005-80001-50M	8.0	1
95005-91xxx-3x	95005-91001-30M	12.0	1
95005-91xxx-5x	95005-91001-50M	12.0	1
95005-92xxx-3x	95005-92001-30M	12.0	1
95005-92xxx-5x	95005-92001-50M	12.0	1

NOTE: X is displayed to represent the omitted numerals and letters of the roman alphabet.

⊙ **CAUTION: It is DANGEROUS to confuse the fuel hose with the general purpose hose or vinyl hose.**

Never use a general purpose hose or vinyl hose in place of a fuel hose or vice versa. Always use the correct bulk part in the parts catalogue, according to the service manual or the instructions issued with the bulk part.

• Bulk part number of fuel hose, general purpose hose and vinyl hose.

(Example)

9 5 0 0 1 - 7 5 0 0 1 - 5 0 M

Bulk part number: Refers to the bulk part.

Marking code (hose type): (fuel hose and general purpose hose)

Change code (for added hose): (Vinyl hose)

- Indicates number mark or change sequence, however, the code for the bulk part must be strictly 0 (zero).

Types of code:

- Fuel hose
 - 2: Red outside braid (3 mm inside dia. only)
 - 5: Black inside braid
 - 3: Red (3 mm inside dia. only)
 - 4: Ash gray with red stripe (3 mm inside dia. only)
 - 6: Black
- Vinyl hose
 - 1: Clear
 - 2: Black
 - 3: Light red
 - 6: Light red
 - 7: Pale black
- General hose
 - 1: Ash gray
 - 2: Ash gray
 - 3: Black
 - 5: Black

Lengths: 001: 1 m (standard)
003: 3 m
008: 8 m

I.D code: (fuel hose and general purpose hose)

30: 3.0 mm	11: 11 mm
35: 3.5 mm	91: 12 mm (outside dia. 15) mm
45: 4.5 mm	92: 12 mm (outside dia. 16) mm
50: 5.0 mm	12: 12 mm (outside dia. 17) mm
55: 5.3 mm, 5.5 mm	14: 14 mm
65: 6.5 mm	17: 17 mm
70: 7.0 mm	
75: 7.3 mm, 7.5 mm	
80: 8.0 mm	

ID./OD. code: (vinyl hose)

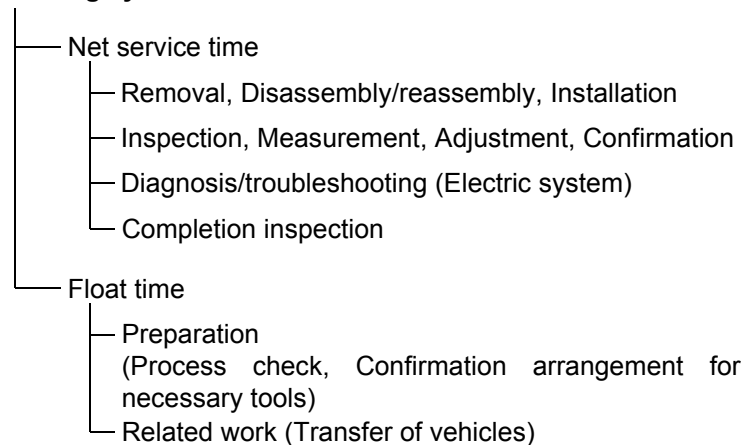
01: ID. 2.9, OD. 6.8 mm	14: ID. 6.0, OD. 9.0 mm	37: ID. 11.0, OD. 15.0 mm
03: ID. 3.0, OD. 6.0 mm	17: ID. 7.0, OD. 9.0 mm	38: ID. 12.0, OD. 13.0 mm
05: ID. 3.5, OD. 6.5 mm	19: ID. 7.0, OD. 11.0 mm	39: ID. 12.0, OD. 14.0 mm
07: ID. 4.0, OD. 7.0 mm	21: ID. 8.0, OD. 9.0 mm	40: ID. 12.0, OD. 16.0 mm
08: ID. 4.5, OD. 6.5 mm	23: ID. 8.0, OD. 12.0 mm	43: ID. 13.0, OD. 15.0 mm
09: ID. 4.5, OD. 8.0 mm	25: ID. 9.0, OD. 11.0 mm	45: ID. 14.0, OD. 18.0 mm
12: ID. 5.0, OD. 7.0 mm	27: ID. 9.0, OD. 13.0 mm	50: ID. 16.0, OD. 19.0 mm
10: ID. 5.0, OD. 8.0 mm	33: ID. 10.0, OD. 14.0 mm	55: ID. 17.5, OD. 20.5 mm
11: ID. 5.0, OD. 9.0 mm	36: ID. 11.0, OD. 13.0 mm	60: ID. 22.0, OD. 27.0 mm

Hose type: 1: Fuel hose
3: Vinyl hose
5: General hose

FLAT RATE SERVICE TIME

Flat rate service time (FRT) means the standard time required to service a MC, which is listed in this manual to help the dealers control the actual working process and calculate the service charge by using it as a guide.

FRT setting system



* Float time is set by multiplying the net service time by a given coefficient.

Editorial style

The service items shown in the text are listed with the exchange work time for the repair sales parts as the subject. Other representative service items not using repair parts (removal/installation, adjustment, inspection/measuring, and other work) are listed collectively in the list in the preface, classified according to the work.

FRT setting standard

- Decimal system (in unit of 0.1) is adopted to set FRT as it is convenient to calculate the wage.
Example: (0.1) → 6 minutes, (0.2) → 12 minutes
[Labor cost per hour] x [FRT] = [Wage]
- FRT is set with a hand tool.
- Service items and FRT can be subject to change depending on development of tools and service equipment and improvement in service procedure.

Work procedure

- As the work procedure is set with the work time according to the method in the separate Service Manual, refer to this Manual as required.
- Work methods permitting servicing in the shortest time still permitting assurance of safe work and product warranty are used for the setting of service items not listed in the Service Manual.
- Work basically is to be performed by one person, and when two or more people are required, setting is done as the total time for the number of people.
- The set value for the technological level of the workers uses a person with three years of experience in the repair of Honda vehicles as the standard.
- Special tools and service equipment used to set FRT are those specified or recommended in Service Manual.

Service item whose FRT is not presented

- Accessories and service parts that are not listed to use in this manual.
 - Locations with little aging deterioration or breakage during normal use.
 - Service work that can be finished by one touch.
 - Service work that is seldom done (i.e. extremely small causes of trouble and service frequency).
- * When FRT is not presented, please calculate wages based on appropriate actual work time

Operation not included of FRT

- Oil and coolant water draining, Waiting time for warming up operation and etc..
- Additional operation that involves removal/installation of standard exterior equipment.
- Indirect time spent for service by visiting the customer, trade-in, and delivery of a MC.
- Indirect time required for ordering and delivery of parts.
- Cost for grease, adhesive agent, etc. used for service work.

**Explanation of FRT by using an example
(The example may differ from the actual presented items)**

Ref. No.	L.O.N.	(Relative ref. Number) Description	F.R.T.
②	111118	(1, 3, 4, 7) CAMSHAFT 4.5	②
③	111118A	⑥ • Includes: Valve clearance adjustment Replace rocker arm add 1.0	⑤

- ① Reference No. of the illustration of part that shows location of the replacement work.
- ② FRT is an abbreviation of Flat Rate Time indicating the standard service time required for the replacement.
- ③ LON is an abbreviation of Labor Operation Number, and it is a classification of the service items by the work unit code.

The same operation code is used regardless of the models.

Standard operation is indicated with 6 digits code, and additional operation is indicated with 7 digits code.
- ④ Indicating the camshaft replacement and FRT4.5.
- ⑤ Indicating FRT1.0 that will be added when additional operation (replace rocker arm) is done in association with camshaft replacement.

- ⑥ Indicating work contents that are included in the service item.
- ⑦ Indicating a reference No. whose operation and time are the same as FRT4.5 for the camshaft.

(The application range is limited to the service items without an LON setting within a same block.)

**How to refer to the service item by using the sample
(camshaft replacement)**

Open to the page of the block where the camshaft's spare part illustration is shown.



Look for the camshaft illustration, and refer to the service item and FRT that agree with the reference No.

Indication mark for the listing of service items that continues to the following page

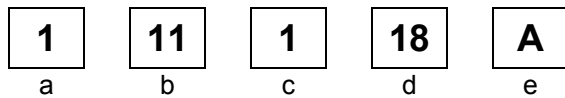
Ref. No.	L.O.N.	(Relative ref. Number) Description	F.R.T.
2	111118	CAMSHAFT	4.5
	.	.	.
	.	.	.
+			

Mark indicated at the last line.

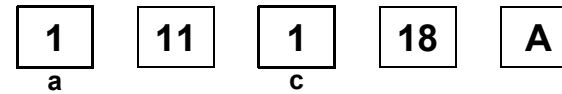
Indication of the block with no setting of FRT

Ref. No.	L.O.N.	(Relative ref. Number) Description	F.R.T.
NO INFORMATION			

• LON code system



- a) Category code..... Engine
- b) Location/function code Engine upper
- c) Operation code..... Replace
- d) Operation sequence number (Unit code can be shown with alphabet) camshaft (No regular rule of code)
- e) Additional code replace rocker arm (No regular rule of code)



a) Category codes and classification

Code	Category
1	Engine
2	Transmission
3	Fuel & Exhaust
4	Frame & Body
5	Steering/Suspension
6	Electrical
7	Wheels/Brakes
8	Controls/instrument
9	-
0	-

c) Operation codes and classification

Code	Operation category
1	Replace, Removal/Installation, Change
2	Overhaul
3	Adjust, Balance
4	(Paint-related work: Top-coat)
5	Test, Inspect/diagnose, Measurement, Check
6	(Overhaul-related work: Rebore)
7	(Overhaul-related work: Reseal)
8	(Resurface)
9	(Paint-related work: Refinish)
0	Repair, Cleaning, Air bleeding

Major service items without using spare parts

(1) Removal/Installation, (2) Adjustment, (3) Inspection/
Measurement, (4) Overhaul, (5) Other work

[E: Engine, F: Frame]

* OPERATIONS OTHER THAN REPLACING PARTS

(1) Removal and installation

Set for the configuration with the parts removed from the vehicle.

	LON	DESCRIPTION	FRT
E	1101E5	TILTING ENGINE ASSEMBLY-REMOVAL/INSTALLATION INCLUDES: All necessary adjustment	1.4
	1111K0	CYLINDER HEAD ASSEMBLY-REMOVAL/INSTALLATION	1.6
	3111D6	CARBURETOR ASSEMBLY-REMOVAL/INSTALLATION	0.5
	1101E6	CRANKCASE SEPARATION INCLUDES: Engine removal and installation	3.6

(2) Adjustment

	LON	DESCRIPTION	FRT
E	3113A0	CARBURETOR IDLE-ADJUSTMENT	0.1
	2123A0	CLUTCH-ADJUSTMENT INCLUDES: Clutch lever adjustment	0.1
	6143A1	SPARK PLUG-ADJUSTMENT/CLEANING	0.1
	1113A0	VALVE CLEARANCE-ADJUSTMENT NOTE: For 1 vehicle	0.9
F	2133A0	DRIVE CHAIN-ADJUSTMENT	0.1
	3113A3	THROTTLE OPERATION-ADJUSTMENT	0.1

(3) Inspection, Measurement

	LON	DESCRIPTION	FRT
E	1115A0	COMPRESSION PRESSURE-MEASUREMENT	0.2
	3115A0	CARBURETOR FLOAT LEVEL-MEASUREMENT	0.6
	6145A0	IGNITION TIMING-INSPECTION	0.3
	2105A0	TRANSMISSION OIL-INSPECTION	0.1
	1135A0	ENGINE OIL-INSPECTION EXCLUDES: Oil change	0.1
F	7115A0	BRAKE OPERATION-TEST	0.1

(4) Overhaul

Work condition: The required Measurements, inspections, adjustments, and cleaning/washing of each part are performed, including the main body removal/installation work and the replacement of defective parts.

	LON	DESCRIPTION	FRT
E	311200	CARBURETOR-OVERHAUL INCLUDES: All necessary adjustment	0.9

(5) Other work

	LON	DESCRIPTION	FRT
E	1130A1	OIL FILTER SCREEN-CLEANING	0.5
F	3120A0	CLEANER ELEMENT-CLEANING	0.2
	7110A0	FRONT BRAKE-AIR BLEEDING	0.2
	7110A1	REAR BRAKE-AIR BLEEDING	0.2
	1151E7	RADIATOR COOLANT-CHANGE	0.3

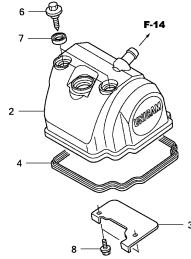
ENGINE GROUP

B16

E-1

CYLINDER HEAD COVER

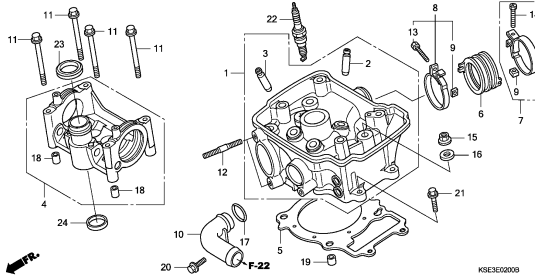
D 1



E-2

CYLINDER HEAD

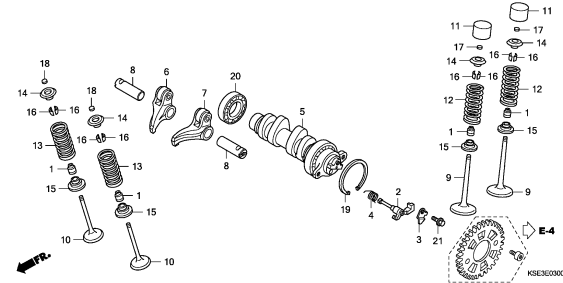
D 2



E-3

CAMSHAFT/VALVE

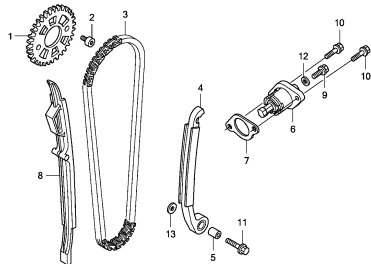
D 4



E-4

CAM CHAIN/TENSIONER

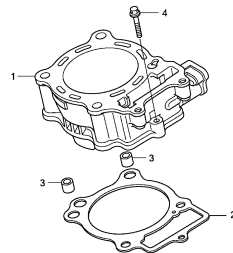
D 8



E-5

CYLINDER

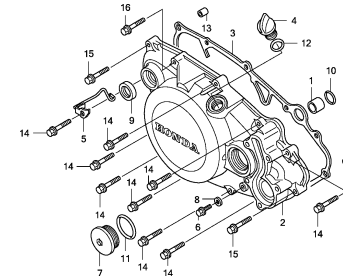
D 9



E-6

R. CRANKCASE COVER

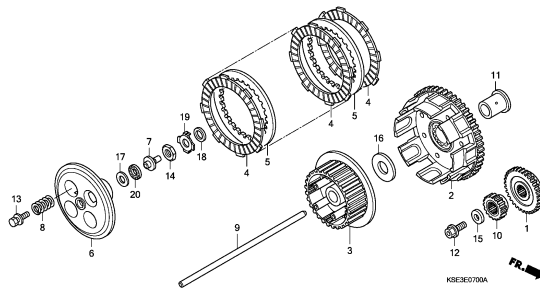
D10



E-7

CLUTCH

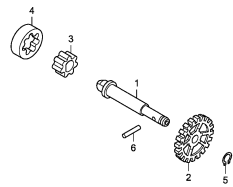
D11



E-8

OIL PUMP

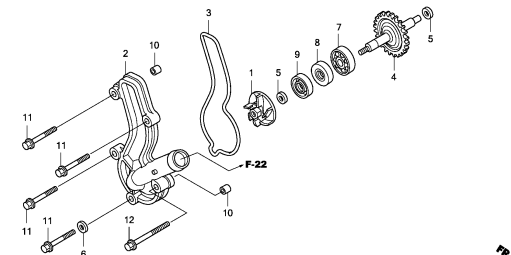
D12



E-9

WATER PUMP

D13



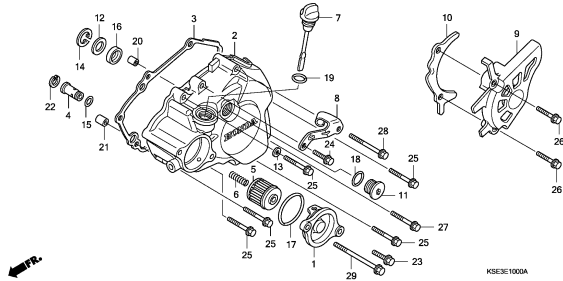
ENGINE GROUP

C 1

E-10

L. CRANKCASE COVER

D14

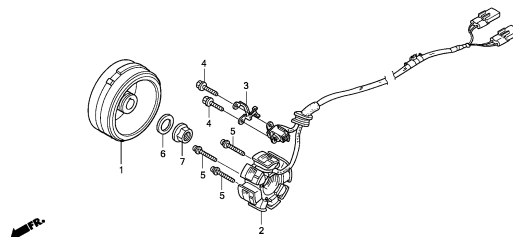


KSE3E1000A

E-11

GENERATOR

D16

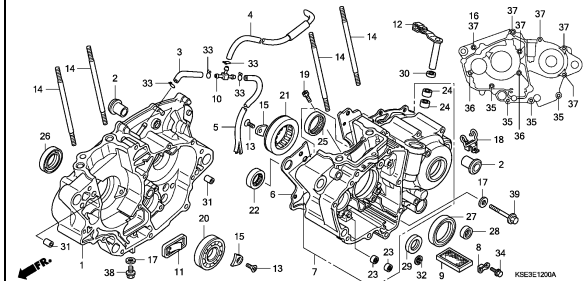


KSE3E1100

E-12

CRANKCASE

E 1

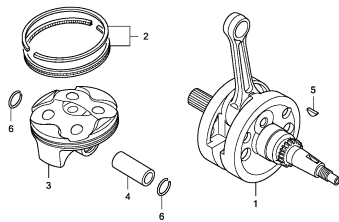


KSE3E1200A

E-13

CRANKSHAFT/PISTON

E 3

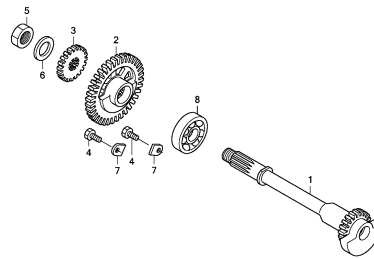


KSE3E1300A

E-14

BALANCER

E 4

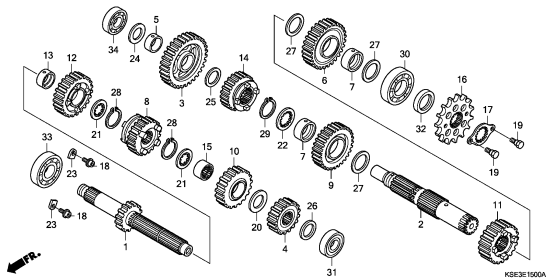


KSE3E1400A

E-15

TRANSMISSION

E 5

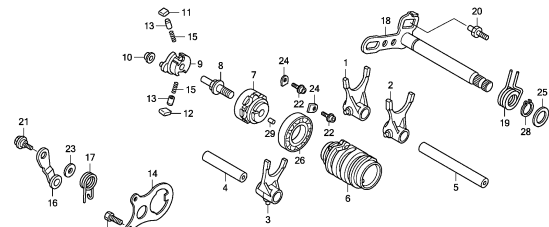


KSE3E1500A

E-16

GEARSHIFT DRUM

E 7

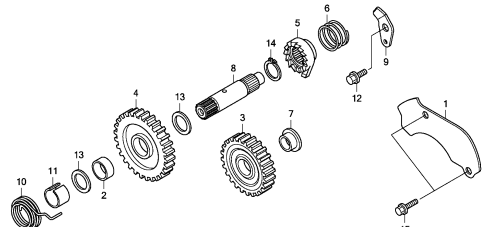


KSE3E1600

E-17

KICK STARTER SPINDLE

E 9

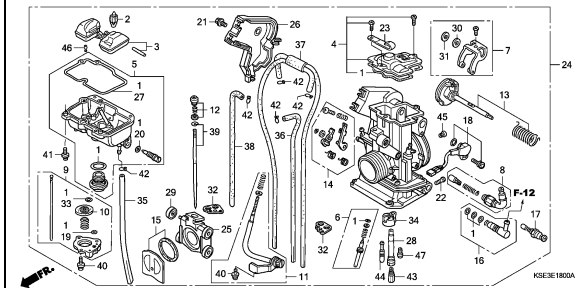


KSE3E1700

E-18

CARBURETOR

E10



KSE3E1800A

2

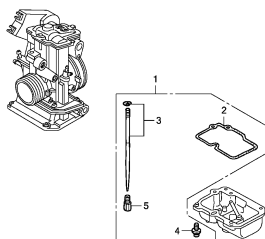
ENGINE GROUP

C 2

E-18-1

CARBURETOR O.P. KIT

E13

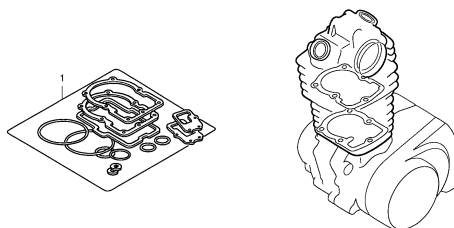


KSE3E1801A

EOP-1

GASKET KIT A

E15

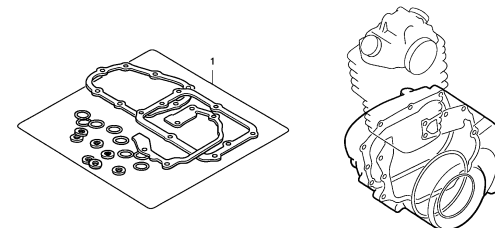


ENG1X0001A

EOP-2

GASKET KIT B

E16

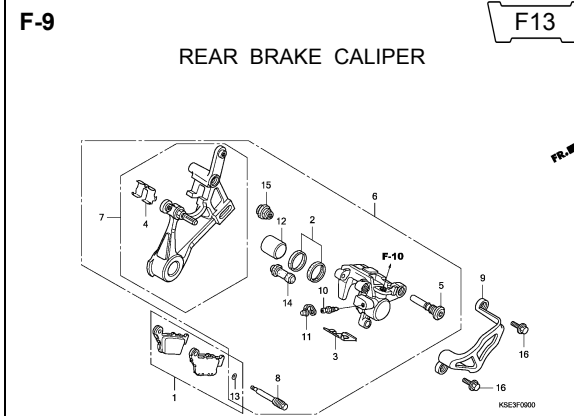
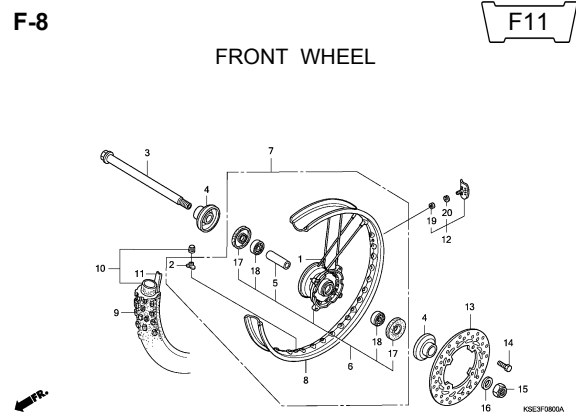
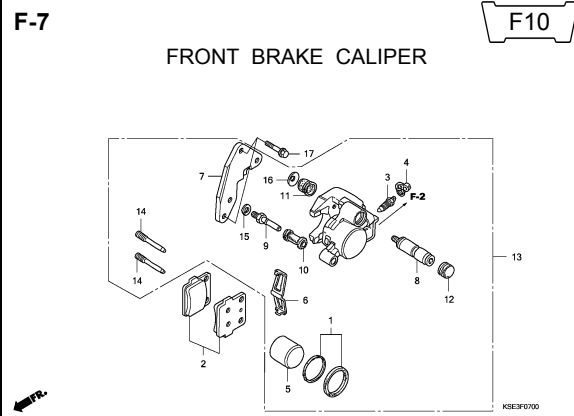
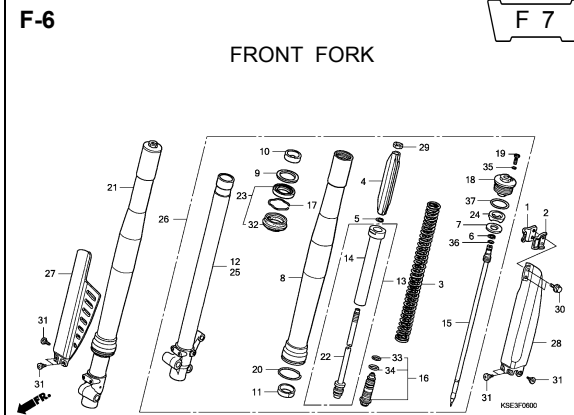
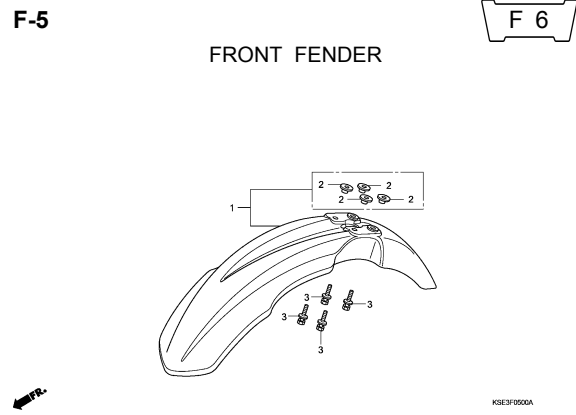
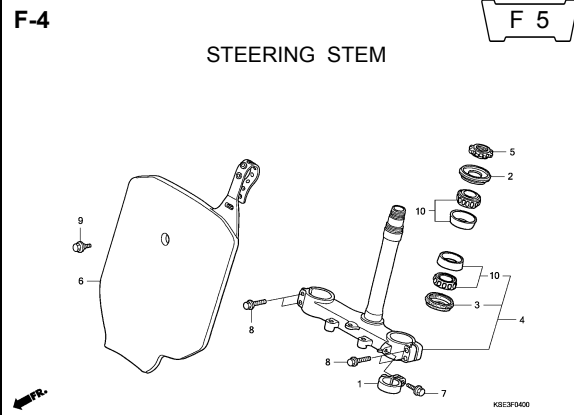
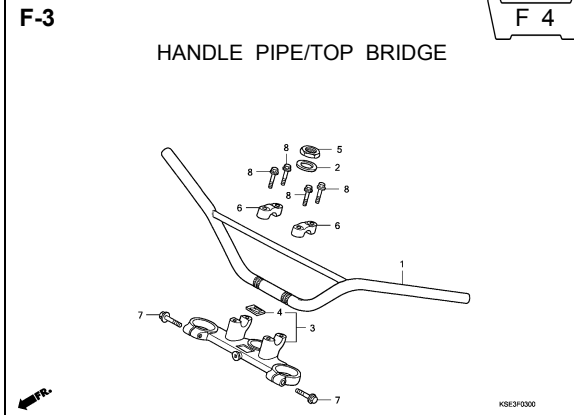
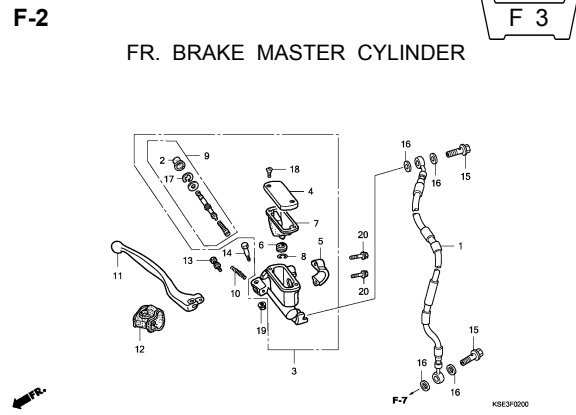
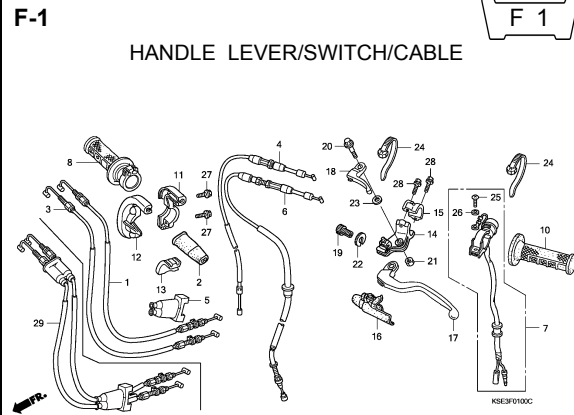


ENG2X0001A

2

FRAME GROUP

C 3



3

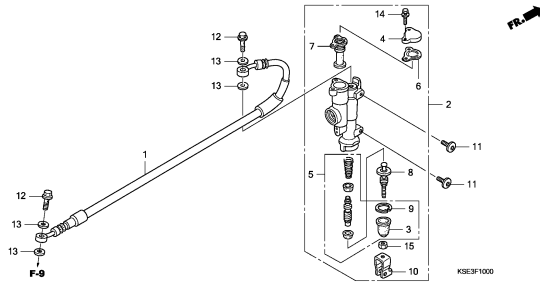
FRAME GROUP

C 4

F-10

RR. BRAKE MASTER CYLINDER

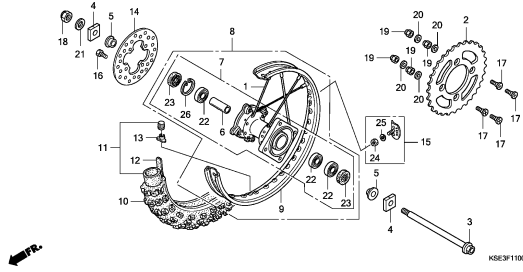
F14



F-11

REAR WHEEL

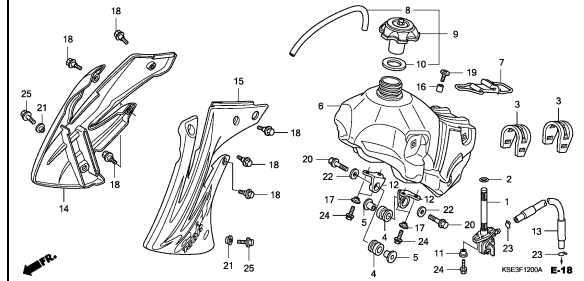
F16



F-12

FUEL TANK

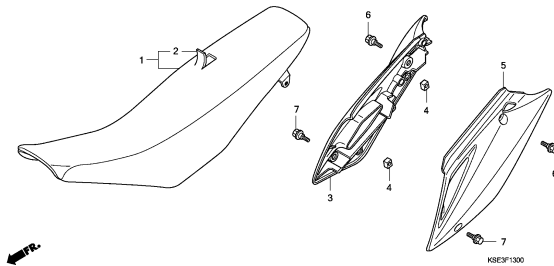
G 2



F-13

SEAT/SIDE COVER

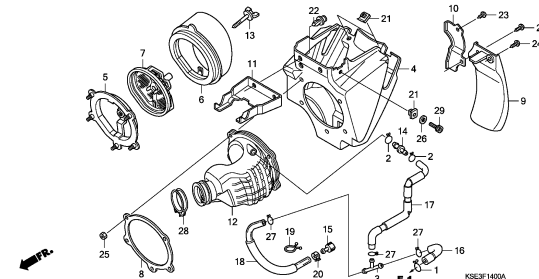
G 4



F-14

AIR CLEANER

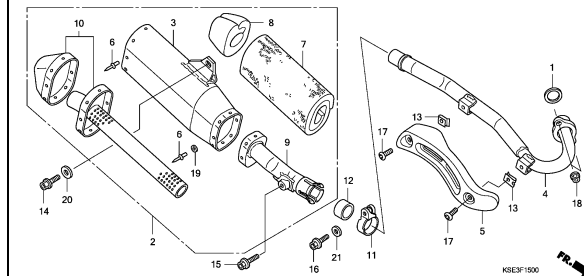
G 5



F-15

EXHAUST MUFFLER

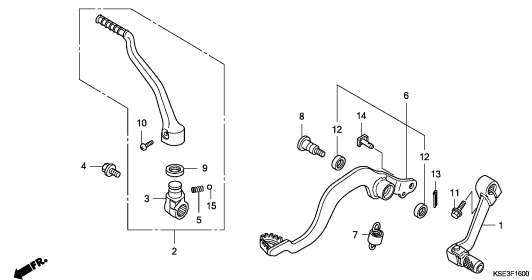
G 7



F-16

PEDAL/KICK STARTER ARM

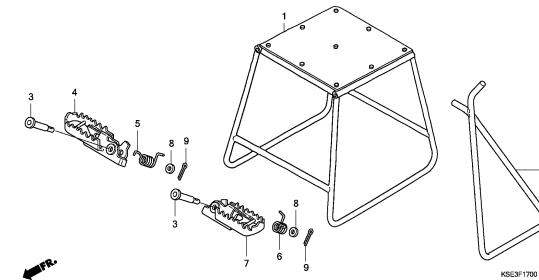
G 8



F-17

STAND/STEP

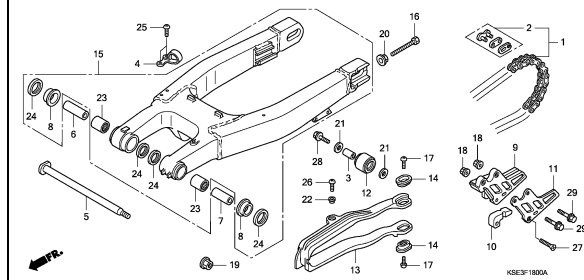
G 9



F-18

SWINGARM

G10



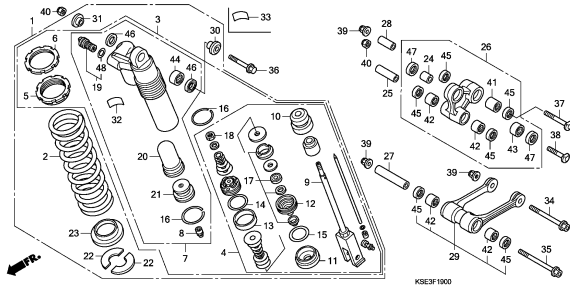
FRAME GROUP

C 5

F-19

REAR CUSHION

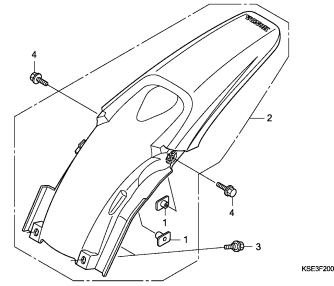
G12



F-20

REAR FENDER

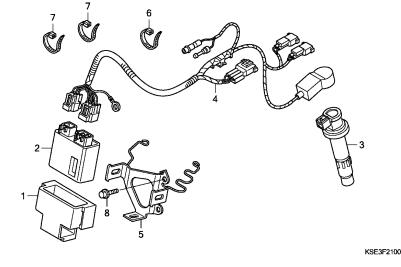
G15



F-21

WIRE HARNESS

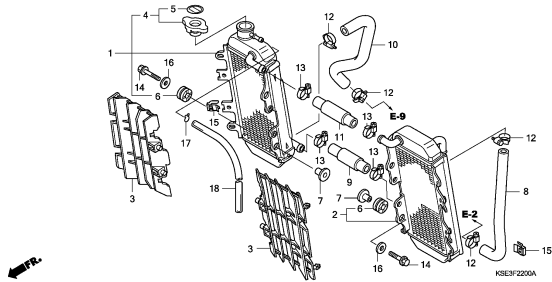
G16



F-22

RADIATOR

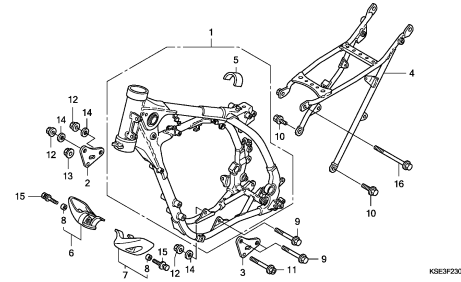
H 1



F-23

FRAME BODY

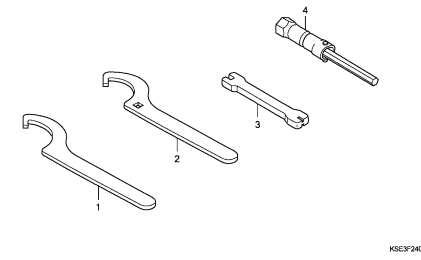
H 2



F-24

TOOLS

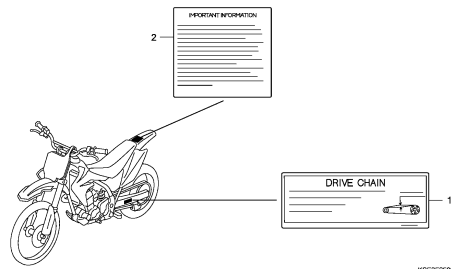
H 3



F-25

CAUTION LABEL

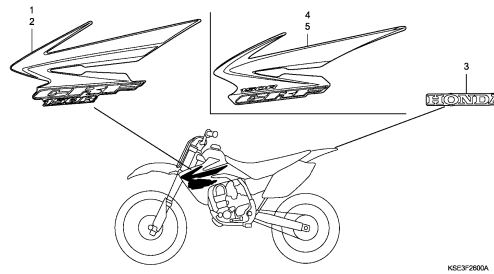
H 4



F-26

MARK

H 5

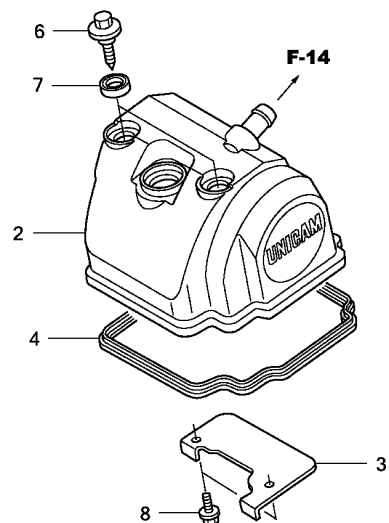


3

E-1

CYLINDER HEAD COVER

D 1

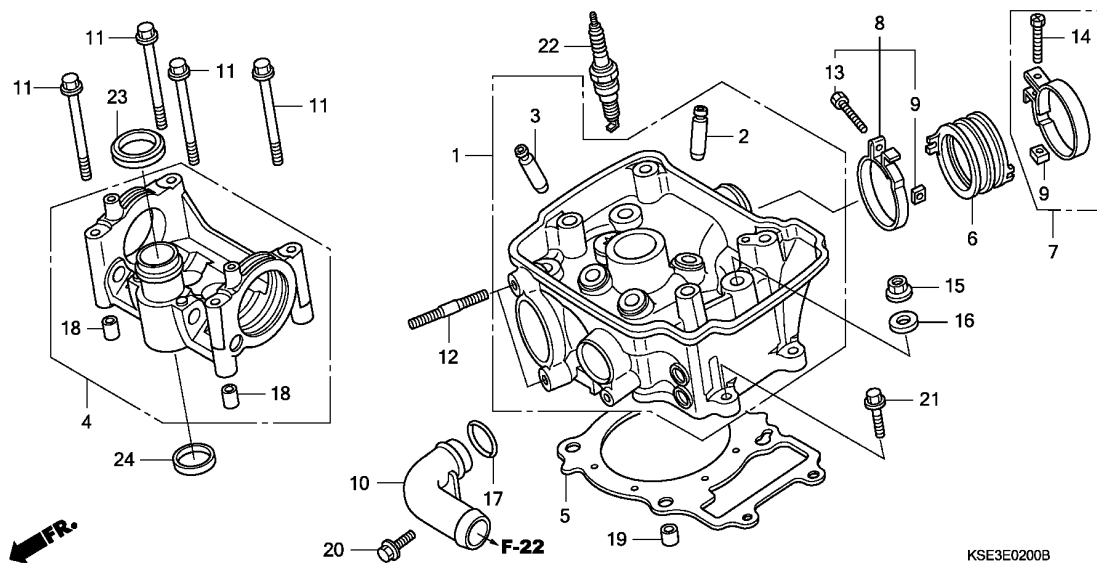


KSE3E0100B

Ref. No.	L.O.N.	(Relative ref. Number) Description	F.R.T.
2		(3)	
2	1111C4	COVER, CYLINDER HEAD	0.3
4	1111D2	GASKET, CYLINDER HEAD COVER ..	0.3

Ref. No.	Part No.	Description	Reqd. QTY				Serial No.	Parts catalogue code
			CRF150R 7	CRF150R 8	CRF150RB 7	CRF150RB 8		
2	12310-KSE-670	COVER COMP., CYLINDER HEAD ..	1	1	1	1		
3	12316-KSE-670	PLATE, BREATHER	1	1	1	1		
4	12391-KSE-670	GASKET, HEAD COVER	1	1	1	1		
6	90017-MY9-790	BOLT, HEAD COVER	2	2	2	2		
7	90543-MV9-670	RUBBER, MOUNTING	2	2	2	2		
8	96300-06012-00	BOLT, FLANGE, 6X12	2	2	2	2		

2



Ref. No.	L.O.N.	(Relative ref. Number) Description	F.R.T.
1	111106	HEAD, CYLINDERINCLUDES: Valve adjust and reface	3.0
2	1111L9	GUIDE, INTAKE VALVE(ONE)INCLUDES: Reaming .INCLUDES: Valve adjust and reface	2.5
	1111L9A	.Replace all intake valve guide add	0.3
	1111M9	GUIDE, VALVE :FOR 1 VEHICLE .. .INCLUDES: Reaming .INCLUDES: Valve adjust and reface	3.4
3	1111M0	GUIDE, EXHAUST VALVE(ONE)INCLUDES: Reaming .INCLUDES: Valve adjust and reface	2.5
	1111MOA	.Replace all exhaust valve guide add	0.3
	1111M9	GUIDE, VALVE :FOR 1 VEHICLE .. .INCLUDES: Reaming .INCLUDES: Valve adjust and reface	3.4
4	1111B4	HOLDER, CAMSHAFT	1.4

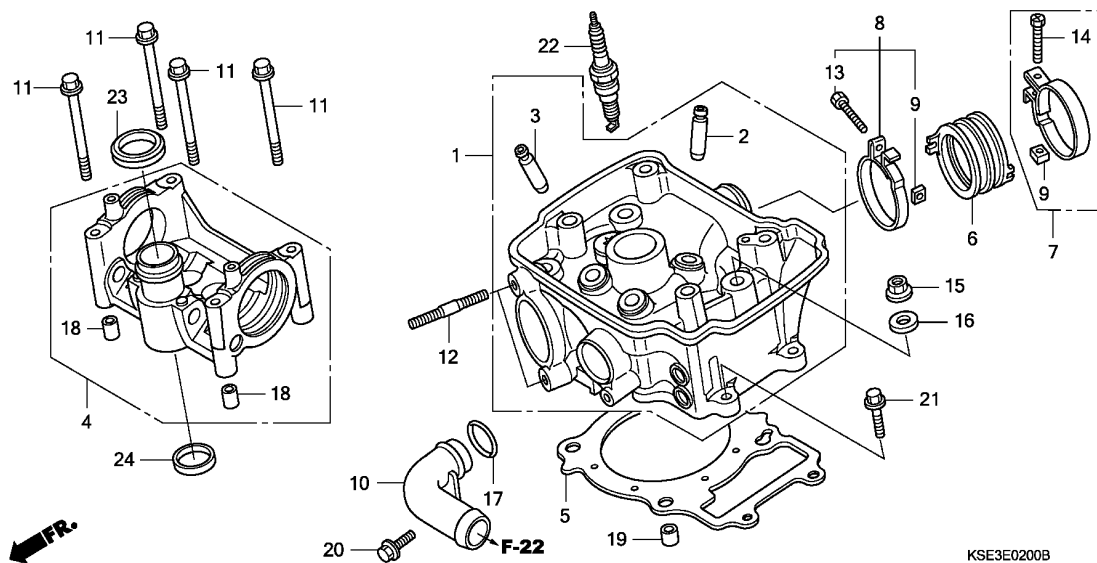
Ref. No.	Part No.	Description	Reqd. QTY				Serial No.	Parts catalogue code
			CRF150R 7	CRF150RB 8	CRF150R 7	CRF150RB 8		
1	12200-KSE-670	HEAD COMP., CYLINDER	1	1	1	1		
2	12204-KSE-P00	GUIDE, IN. VALVE (O.S.)	2	2	2	2		
3	12205-KSE-P00	GUIDE, EX. VALVE (O.S.)	2	2	2	2		
4	12240-KSE-670	HOLDER COMP., CAMSHAFT	1	1	1	1		
5	12251-KSE-671	GASKET, CYLINDER HEAD	1	1	1	1		
6	16210-KSE-670	INSULATOR, CARBURETOR	1	1	1	1		
7	16216-MCZ-000	BAND A, INSULATOR	1	1	1	1		
8	16218-MCW-000	BAND B, INSULATOR	1	1	1	1		
9	16222-MV4-300	NUT, SQUARE, 5MM	2	2	2	2		
10	19523-KSE-670	PIPE, WATER	1	1	1	1		
11	90003-KSE-670	BOLT, FLANGE, 6X73	4	4	4	4		
12	90004-KCW-851	BOLT, STUD, 7X25	2	2	2	2		
13	90005-MM4-000	BOLT, RECESSED, 5X32	1	1	1	1		
14	90023-MM5-000	BOLT, RECESSED, 5X28	1	1	1	1		
15	90202-KGB-610	NUT, FLANGE, 8MM	4	4	4	4		
16	90501-MK4-600	WASHER, PLAIN, 8MM	4	4	4	4		
17	91302-028-000	O-RING, 15X2.5	1	1	1	1		
18	94301-08100	DOWEL PIN, 8X10	2	2	2	2		
19	94301-10160	DOWEL PIN, 10X16	2	2	2	2		
20	96001-06014-00	BOLT, FLANGE, 6X14	1	1	1	1		
21	96001-06022-00	BOLT, FLANGE, 6X22	2	2	2	2		
22	98059-58916	PLUG, SPARK (CR8EH9)(NGK) ...	1	1	1	1		
	98059-58926	PLUG, SPARK (U24FER9)(DENSO)	1	1	1	1		
	98059-59916	PLUG, SPARK (CR9EH9)(NGK) ...	(1)	(1)	(1)	(1)		
	98059-59926	PLUG, SPARK (U27FER9)(DENSO)	(1)	(1)	(1)	(1)		



E-2

CYLINDER HEAD

D 3



Ref. No.	L.O.N.	(Relative ref. Number) Description	F.R.T.
5		(19)	
	111115	GASKET, CYLINDER HEAD	1.6
6		(8,14)	
	311131	INSULATOR, THROTTLE BODY/ CARBURETOR	0.5
10		(17)	
	1141F4	PIPE, WATER OUTLET :FRONT	0.4
22	614130	PLUG, SPARK	0.1

KSE3E0200B

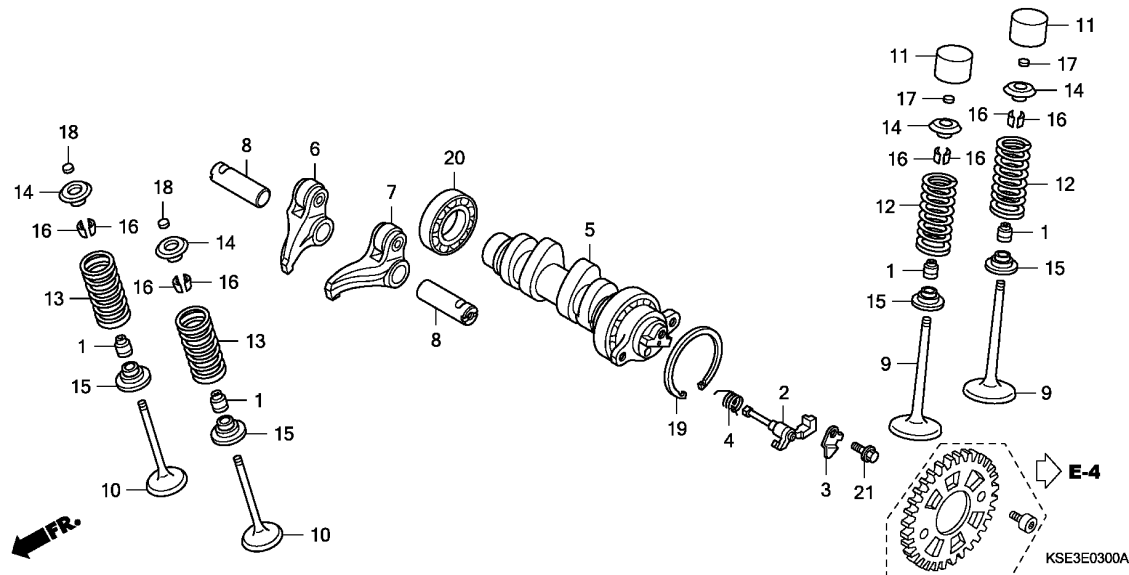
Ref. No.	Part No.	Description	Reqd. QTY				Serial No.	Parts catalogue code
			CRF150R 7	CRF150R 8	CRF150RB 7	CRF150RB 8		
23	12226-MEB-670	SEAL, RING	1	1	1	1		
24	12395-KSE-670	GASKET, PLUG HOLE	1	1	1	1		

2

E-3

CAMSHAFT/VALVE

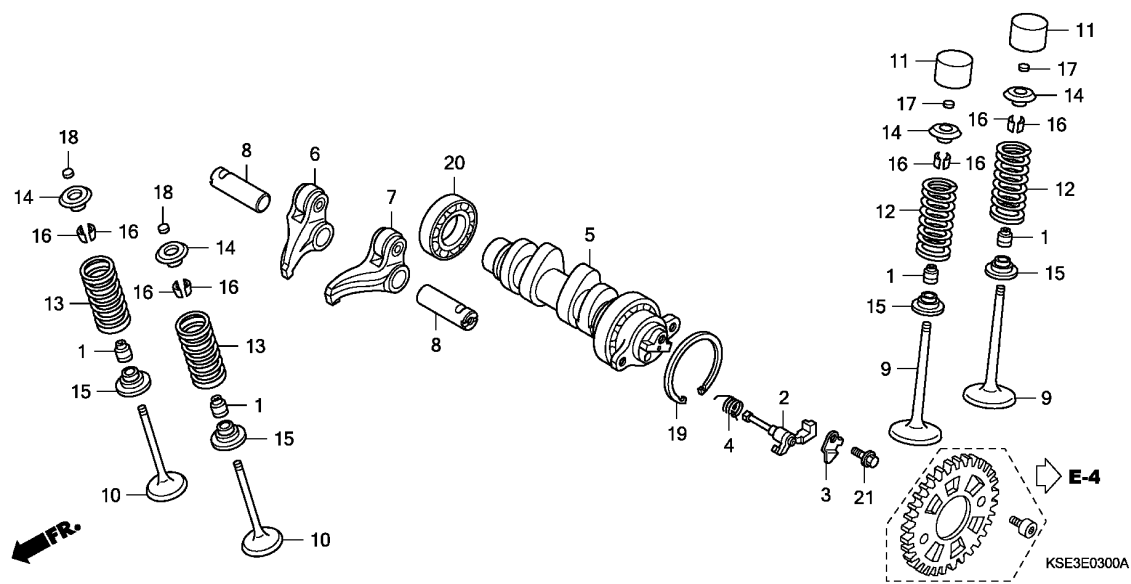
D 4



Ref. No.	L.O.N.	(Relative ref. Number) Description	F.R.T.
2		(4)	
1111T7		WEIGHT, DECOMPRESSION	0.4
5		CAMSHAFT	1.4
		.INCLUDES: Valve adjustment (7,8)	
6		1111K9 ARM, EXHAUST VALVE ROCKER(ONE)	0.8
		.NOTE: Same time for two units	
		.INCLUDES: Valve adjustment	
9		1111N0 VALVE, INTAKE(ONE)	2.0
		.INCLUDES: Refacing	
		1111NOA .Replace all intake valve add	0.2
		1111P0 VALVE :FOR 1 VEHICLE	2.6
		.INCLUDES: Refacing	
10		1111N1 VALVE, EXHAUST(ONE)	2.0
		.INCLUDES: Refacing	
		1111N1A .Replace all exhaust valve add	0.2
		1111P0 VALVE :FOR 1 VEHICLE	2.6
		.INCLUDES: Refacing	
12		1111P2 SPRING AND/OR STEM SEAL, INTAKE VALVE(ONE)	1.8
		.Replace all intake spring add	0.1
		1111Q2 SPRING AND/OR STEM SEAL, VALVE :FOR 1 VEHICLE	2.1

Ref. No.	Part No.	Description	Reqd. QTY				Serial No.	Parts catalogue code
			CRF150R 7	CRF150R 8	CRF150RB 7	CRF150RB 8		
1	12208-MLO-721	SEAL, EX. VALVE STEM (ARAI) ..	4	4	4	4		
2	14102-KSE-670	WEIGHT, DECOMPRESSION	1	1	1	1		
3	14105-KSE-670	PLATE, WEIGHT SETTING	1	1	1	1		
4	14106-KSE-670	SPRING, DECOMPRESSION	1	1	1	1		
5	14110-KSE-670	CAMSHAFT COMP.	1	-	1	-	5014442	
	14110-KSE-671	1	-	1	-	5014443	
			-	1	-	1		
6	14410-KSE-670	ARM COMP., R. EX. ROCKER	1	1	1	1		
7	14420-KSE-670	ARM COMP., L. EX. ROCKER	1	1	1	1		
8	14451-KSE-670	SHAFT, EX. ROCKER ARM	2	2	2	2		
9	14711-KSE-670	VALVE, IN.	2	2	2	2		
10	14721-KSE-670	VALVE, EX.	2	2	2	2		
11	14731-KRN-670	LIFTER, VALVE	2	2	2	2		
12	14751-KSE-670	SPRING, IN. VALVE	2	-	2	-	5014442	
	14751-KSE-671	2	-	2	-	5014443	
			-	2	-	2		
13	14761-KSE-670	SPRING, EX. VALVE	2	2	2	2		
14	14771-KSE-670	RETAINER, VALVE SPRING	4	4	4	4		
15	14775-KSE-670	SEAT, VALVE SPRING	4	4	4	4		
16	14781-MLO-720	COTTER, VALVE	8	8	8	8		
17	14901-KT7-013	SHIM, TAPPET (1.200)	2	2	2	2		
	14902-KT7-013	SHIM, TAPPET (1.225)	2	2	2	2		
	14903-KT7-013	SHIM, TAPPET (1.250)	2	2	2	2		
	14904-KT7-013	SHIM, TAPPET (1.275)	2	2	2	2		
	14905-KT7-013	SHIM, TAPPET (1.300)	2	2	2	2		
	14906-KT7-013	SHIM, TAPPET (1.325)	2	2	2	2		

2

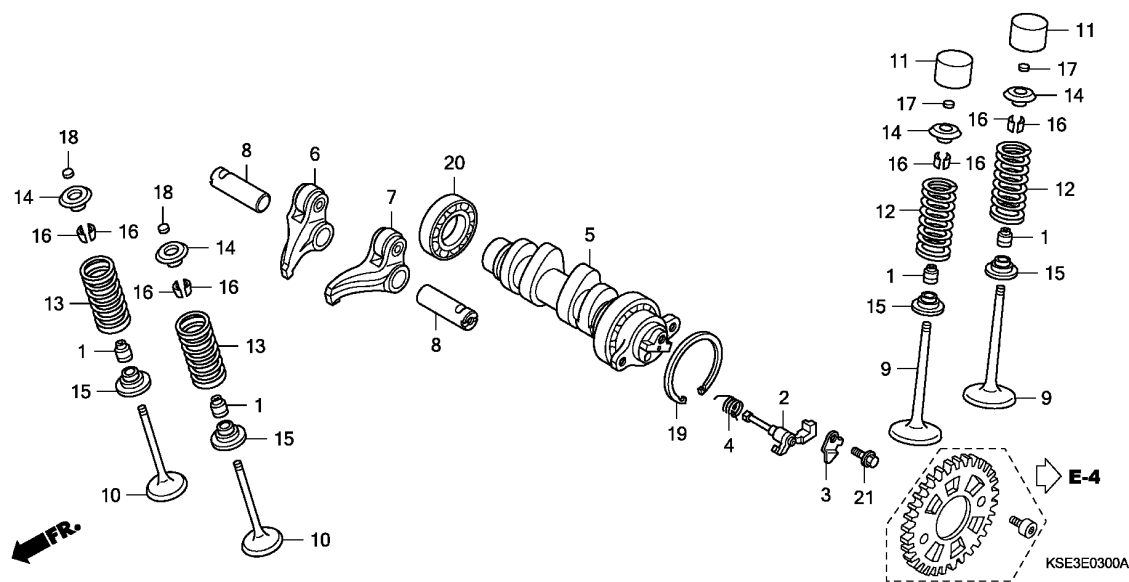


Ref. No.	L.O.N.	(Relative ref. Number) Description	F.R.T.
13	(1,14,15,16)		
1111P3		SPRING AND/OR STEM SEAL, EXHAUST VALVE(ONE)	1.8
1111P3A		.Replace all exhaust spring add	0.1
1111Q2		SPRING AND/OR STEM SEAL, VALVE :FOR 1 VEHICLE	2.1
20	1111Q5	BEARING, CAMSHAFT	1.4

Ref. No.	Part No.	Description	Reqd. QTY				Serial No.	Parts catalogue code
			CRF150R 7	CRF150R 8	CRF150RB 7	CRF150RB 8		
17)	14907-KT7-013	SHIM, TAPPET (1.350)	2	2	2	2		
	14908-KT7-013	SHIM, TAPPET (1.375)	2	2	2	2		
	14909-KT7-013	SHIM, TAPPET (1.400)	2	2	2	2		
	14910-KT7-013	SHIM, TAPPET (1.425)	2	2	2	2		
	14911-KT7-013	SHIM, TAPPET (1.450)	2	2	2	2		
	14912-KT7-013	SHIM, TAPPET (1.475)	2	2	2	2		
	14913-KT7-013	SHIM, TAPPET (1.500)	2	2	2	2		
	14914-KT7-013	SHIM, TAPPET (1.525)	2	2	2	2		
	14915-KT7-013	SHIM, TAPPET (1.550)	2	2	2	2		
	14916-KT7-013	SHIM, TAPPET (1.575)	2	2	2	2		
	14917-KT7-013	SHIM, TAPPET (1.600)	2	2	2	2		
	14918-KT7-013	SHIM, TAPPET (1.625)	2	2	2	2		
	14919-KT7-013	SHIM, TAPPET (1.650)	2	2	2	2		
	14920-KT7-013	SHIM, TAPPET (1.675)	2	2	2	2		
	14921-KT7-013	SHIM, TAPPET (1.700)	2	2	2	2		
	14922-KT7-013	SHIM, TAPPET (1.725)	2	2	2	2		
	14923-KT7-013	SHIM, TAPPET (1.750)	2	2	2	2		
	14924-KT7-013	SHIM, TAPPET (1.775)	2	2	2	2		
	14925-KT7-013	SHIM, TAPPET (1.800)	2	2	2	2		
	14926-KT7-013	SHIM, TAPPET (1.825)	2	2	2	2		
	14927-KT7-013	SHIM, TAPPET (1.850)	2	2	2	2		
	14928-KT7-013	SHIM, TAPPET (1.875)	2	2	2	2		
	14929-KT7-013	SHIM, TAPPET (1.900)	2	2	2	2		
	14930-KT7-013	SHIM, TAPPET (1.925)	2	2	2	2		
	14931-KT7-013	SHIM, TAPPET (1.950)	2	2	2	2		
	14932-KT7-013	SHIM, TAPPET (1.975)	2	2	2	2		
	14933-KT7-013	SHIM, TAPPET (2.000)	2	2	2	2		
	14934-KT7-013	SHIM, TAPPET (2.025)	2	2	2	2		
	14935-KT7-013	SHIM, TAPPET (2.050)	2	2	2	2		

2

Ref. No.	Part No.	Description	Reqd. QTY				Serial No.	Parts catalogue code
			CRF150R 7	8	CRF150RB 7	8		
17)	14936-KT7-013	SHIM, TAPPET (2.075)	2	2	2	2		
	14937-KT7-013	SHIM, TAPPET (2.100)	2	2	2	2		
	14938-KT7-013	SHIM, TAPPET (2.125)	2	2	2	2		
	14939-KT7-013	SHIM, TAPPET (2.150)	2	2	2	2		
	14940-KT7-013	SHIM, TAPPET (2.175)	2	2	2	2		
	14941-KT7-013	SHIM, TAPPET (2.200)	2	2	2	2		
	14942-KT7-013	SHIM, TAPPET (2.225)	2	2	2	2		
	14943-KT7-013	SHIM, TAPPET (2.250)	2	2	2	2		
	14944-KT7-013	SHIM, TAPPET (2.275)	2	2	2	2		
	14945-KT7-013	SHIM, TAPPET (2.300)	2	2	2	2		
	14946-KT7-013	SHIM, TAPPET (2.325)	2	2	2	2		
	14947-KT7-013	SHIM, TAPPET (2.350)	2	2	2	2		
	14948-KT7-013	SHIM, TAPPET (2.375)	2	2	2	2		
	14949-KT7-013	SHIM, TAPPET (2.400)	2	2	2	2		
	14950-KT7-013	SHIM, TAPPET (2.425)	2	2	2	2		
	14951-KT7-013	SHIM, TAPPET (2.450)	2	2	2	2		
18	14901-KT7-013	SHIM, TAPPET (1.200)	2	2	2	2		
	14902-KT7-013	SHIM, TAPPET (1.225)	2	2	2	2		
	14903-KT7-013	SHIM, TAPPET (1.250)	2	2	2	2		
	14904-KT7-013	SHIM, TAPPET (1.275)	2	2	2	2		
	14905-KT7-013	SHIM, TAPPET (1.300)	2	2	2	2		
	14906-KT7-013	SHIM, TAPPET (1.325)	2	2	2	2		
	14907-KT7-013	SHIM, TAPPET (1.350)	2	2	2	2		
	14908-KT7-013	SHIM, TAPPET (1.375)	2	2	2	2		
	14909-KT7-013	SHIM, TAPPET (1.400)	2	2	2	2		
	14910-KT7-013	SHIM, TAPPET (1.425)	2	2	2	2		
	14911-KT7-013	SHIM, TAPPET (1.450)	2	2	2	2		
	14912-KT7-013	SHIM, TAPPET (1.475)	2	2	2	2		
	14913-KT7-013	SHIM, TAPPET (1.500)	2	2	2	2		
	14914-KT7-013	SHIM, TAPPET (1.525)	2	2	2	2		
	14915-KT7-013	SHIM, TAPPET (1.550)	2	2	2	2		
	14916-KT7-013	SHIM, TAPPET (1.575)	2	2	2	2		
	14917-KT7-013	SHIM, TAPPET (1.600)	2	2	2	2		
	14918-KT7-013	SHIM, TAPPET (1.625)	2	2	2	2		
	14919-KT7-013	SHIM, TAPPET (1.650)	2	2	2	2		
	14920-KT7-013	SHIM, TAPPET (1.675)	2	2	2	2		
	14921-KT7-013	SHIM, TAPPET (1.700)	2	2	2	2		
	14922-KT7-013	SHIM, TAPPET (1.725)	2	2	2	2		
	14923-KT7-013	SHIM, TAPPET (1.750)	2	2	2	2		
	14924-KT7-013	SHIM, TAPPET (1.775)	2	2	2	2		
	14925-KT7-013	SHIM, TAPPET (1.800)	2	2	2	2		
	14926-KT7-013	SHIM, TAPPET (1.825)	2	2	2	2		
	14927-KT7-013	SHIM, TAPPET (1.850)	2	2	2	2		
	14928-KT7-013	SHIM, TAPPET (1.875)	2	2	2	2		
	14929-KT7-013	SHIM, TAPPET (1.900)	2	2	2	2		
	14930-KT7-013	SHIM, TAPPET (1.925)	2	2	2	2		
	14931-KT7-013	SHIM, TAPPET (1.950)	2	2	2	2		
	14932-KT7-013	SHIM, TAPPET (1.975)	2	2	2	2		
	14933-KT7-013	SHIM, TAPPET (2.000)	2	2	2	2		
	14934-KT7-013	SHIM, TAPPET (2.025)	2	2	2	2		
	14935-KT7-013	SHIM, TAPPET (2.050)	2	2	2	2		
	14936-KT7-013	SHIM, TAPPET (2.075)	2	2	2	2		
	14937-KT7-013	SHIM, TAPPET (2.100)	2	2	2	2		
	14938-KT7-013	SHIM, TAPPET (2.125)	2	2	2	2		
	14939-KT7-013	SHIM, TAPPET (2.150)	2	2	2	2		
	14940-KT7-013	SHIM, TAPPET (2.175)	2	2	2	2		
	14941-KT7-013	SHIM, TAPPET (2.200)	2	2	2	2		
	14942-KT7-013	SHIM, TAPPET (2.225)	2	2	2	2		

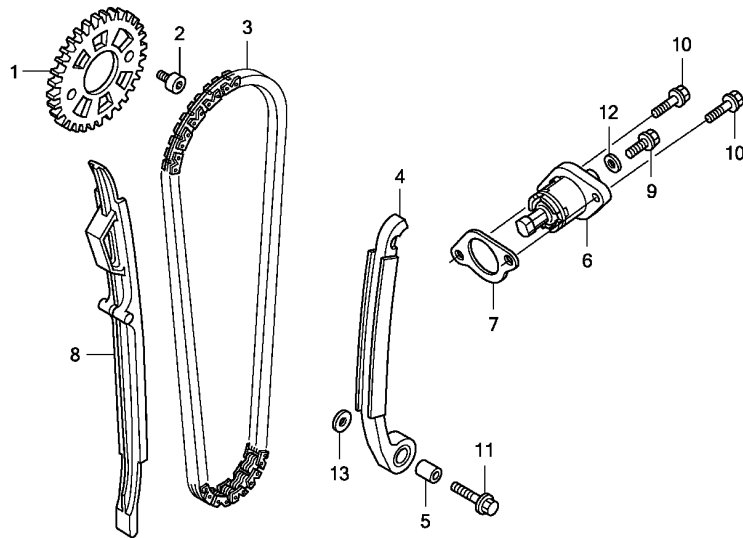


Ref. No.	Part No.	Description	Reqd. QTY				Serial No.	Parts catalogue code
			CRF150R 7	CRF150RB 8	CRF150R 7	CRF150RB 8		
18)	14943-KT7-013	SHIM, TAPPET (2.250)	2	2	2	2		
	14944-KT7-013	SHIM, TAPPET (2.275)	2	2	2	2		
	14945-KT7-013	SHIM, TAPPET (2.300)	2	2	2	2		
	14946-KT7-013	SHIM, TAPPET (2.325)	2	2	2	2		
	14947-KT7-013	SHIM, TAPPET (2.350)	2	2	2	2		
	14948-KT7-013	SHIM, TAPPET (2.375)	2	2	2	2		
	14949-KT7-013	SHIM, TAPPET (2.400)	2	2	2	2		
	14950-KT7-013	SHIM, TAPPET (2.425)	2	2	2	2		
	14951-KT7-013	SHIM, TAPPET (2.450)	2	2	2	2		
	14952-KT7-013	SHIM, TAPPET (2.475)	2	2	2	2		
	14953-KT7-013	SHIM, TAPPET (2.500)	2	2	2	2		
	14954-KT7-013	SHIM, TAPPET (2.525)	2	2	2	2		
	14955-KT7-013	SHIM, TAPPET (2.550)	2	2	2	2		
	14956-KT7-013	SHIM, TAPPET (2.575)	2	2	2	2		
	14957-KT7-013	SHIM, TAPPET (2.600)	2	2	2	2		
	14958-KT7-013	SHIM, TAPPET (2.625)	2	2	2	2		
	14959-KT7-013	SHIM, TAPPET (2.650)	2	2	2	2		
	14960-KT7-013	SHIM, TAPPET (2.675)	2	2	2	2		
	14961-KT7-013	SHIM, TAPPET (2.700)	2	2	2	2		
	14962-KT7-013	SHIM, TAPPET (2.725)	2	2	2	2		
	14963-KT7-013	SHIM, TAPPET (2.750)	2	2	2	2		
	14964-KT7-013	SHIM, TAPPET (2.775)	2	2	2	2		
	14965-KT7-013	SHIM, TAPPET (2.800)	2	2	2	2		
	14966-KT7-013	SHIM, TAPPET (2.825)	2	2	2	2		
	14967-KT7-013	SHIM, TAPPET (2.850)	2	2	2	2		
	14968-KT7-013	SHIM, TAPPET (2.875)	2	2	2	2		
	14969-KT7-013	SHIM, TAPPET (2.900)	2	2	2	2		
19	90602-PX4-000	CIRCLIP B, INTERNAL, 47MM ...	1	1	1	1		
20	91003-KF0-008	BEARING, RADIAL BALL, 6904 ..	1	1	1	1		
21	96001-06012-00	BOLT, FLANGE, 6X12	1	1	1	1		

E-4

CAM CHAIN/TENSIONER

D 8

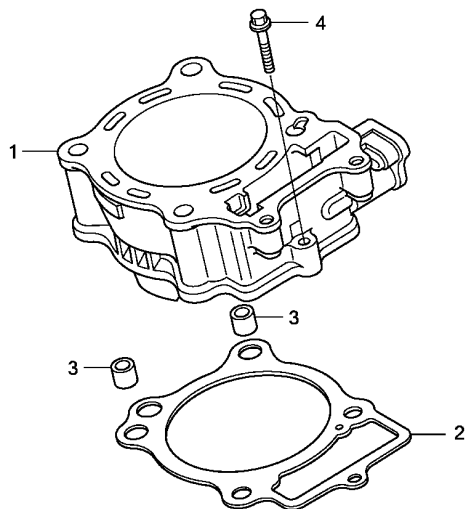


KSE3E0400

Ref. No.	L.O.N.	(Relative ref. Number) Description	F.R.T.
1	1111Q4	SPROCKET, CAM	0.6
3	110140	CHAIN, CAM	1.2
4		(5)	
6	111130	TENSIONER, CAM CHAIN	1.2
6		(7)	
8	111133	LIFTER, TENSIONER	0.2
8	111139	GUIDE, CAM CHAIN	1.6

Ref. No.	Part No.	Description	Reqd. QTY				Serial No.	Parts catalogue code
			CRF150R 7	CRF150R 8	CRF150RB 7	CRF150RB 8		
1	14321-KSE-670	SPROCKET, CAM (36T)	1	1	1	1		
2	14322-MAN-620	BOLT, SPECIAL KNOCK, 7X9.5 ..	2	2	2	2		
3	14401-KSE-671	CHAIN, CAM (96L)(BORG WARNER)	1	1	1	1		
4	14510-KSE-670	TENSIONER COMP., CAM CHAIN ..	1	1	1	1		
5	14515-KF0-000	COLLAR, TENSIONER, 6X9	1	1	1	1		
6	14520-KRN-671	LIFTER ASSY., TENSIONER	1	1	1	1		
7	14560-MEN-671	GASKET, TENSIONER LIFTER	1	1	1	1		
8	14620-KSE-670	GUIDE, CAM CHAIN	1	1	1	1		
9	90004-GHB-600	BOLT, FLANGE, 6X10(NSHF)	1	1	1	1		
10	90004-GHB-630	BOLT, FLANGE, 6X16(NSHF)	2	2	2	2		
11	90088-MEB-670	BOLT, FLANGE, 6X25	1	1	1	1		
12	90442-397-000	WASHER, SEALING, 6MM	1	1	1	1		
13	90482-567-000	WASHER, SPECIAL, 6MM	1	1	1	1		

2



KSE3E0500

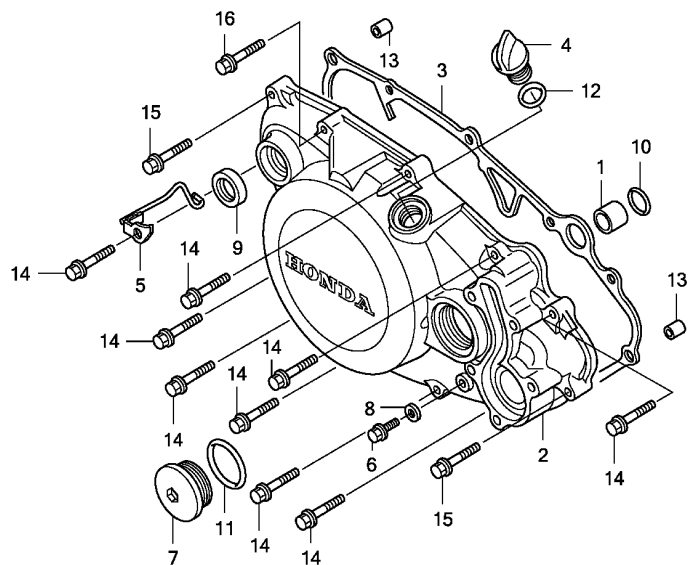
Ref. No.	L.O.N.	(Relative ref. Number) Description	F.R.T.
1	1111A5	CYLINDER	2.0
2	(3) 111102	GASKET, CYLINDER	1.9

Ref. No.	Part No.	Description	Reqd. QTY				Serial No.	Parts catalogue code
			CRF150R 7	CRF150R 8	CRF150RB 7	CRF150RB 8		
1	12100-KSE-670	CYLINDER	1	1	1	1		
2	12191-KSE-671	GASKET, CYLINDER	1	1	1	1		
3	94301-12160	PIN A, DOWEL, 12X16	2	2	2	2		
4	96001-06028-00	BOLT, FLANGE, 6X28	1	1	1	1		

E-6

R. CRANKCASE COVER

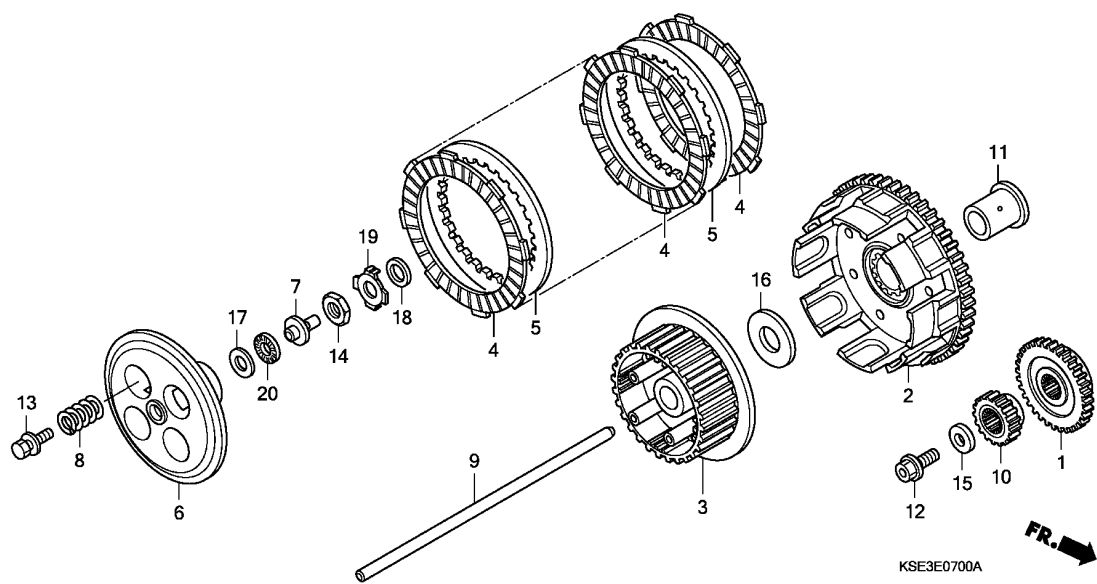
D10



Ref. No.	L.O.N.	(Relative ref. Number) Description	F.R.T.
2	110159	COVER, CRANKCASE :RIGHT	1.1
3		(1,10,13)	
3	110158	GASKET, CRANKCASE COVER :RIGHT	0.7
9	112105	OIL SEAL, KICK STARTER SPINDLE	0.7

Ref. No.	Part No.	Description	Reqd. QTY				Serial No.	Parts catalogue code
			CRF150R 7	CRF150R 8	CRF150RB 7	CRF150RB 8		
1	11102-KSE-670	COLLAR, WATER PASS, 14MM	1	1	1	1		
2	11331-KSE-670	COVER, R. CRANKCASE	1	1	1	1		
3	11394-KSE-670	GASKET, R. COVER	1	1	1	1		
4	15611-KA4-710	CAP, OIL FILLER	1	1	1	1		
5	16240-KSE-670	CLAMPER COMP., AIR VENT TUBE	1	1	1	1		
6	90004-GHB-620	BOLT, FLANGE, 6X14(NSHF)	1	1	1	1		
7	90087-MN1-670	CAP, 30MM	1	1	1	1		
8	90463-ML7-000	WASHER, SEALING, 6.5MM	1	1	1	1		
9	91204-KF0-003	OIL SEAL, 20X28X5	1	1	1	1		
10	91311-PH7-003	O-RING, 13.8X2.4(NOK)	1	1	1	1		
11	91305-KF0-003	O-RING, 27X2(ARAI)	1	1	1	1		
12	91307-Q35-000	O-RING, 18X3	1	1	1	1		
13	94301-08140	DOWEL PIN, 8X14	2	2	2	2		
14	96001-06028-00	BOLT, FLANGE, 6X28	9	9	9	9		
15	96001-06035-00	BOLT, FLANGE, 6X35	2	2	2	2		
16	96001-06040-00	BOLT, FLANGE, 6X40	1	1	1	1		

2



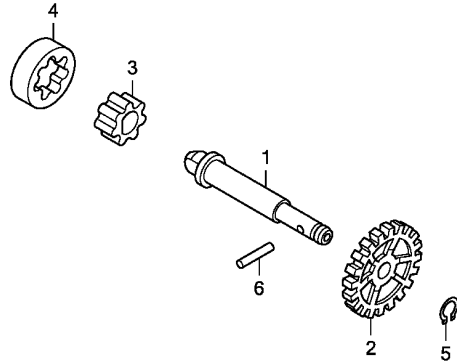
Ref. No.	L.O.N.	(Relative ref. Number) Description	F.R.T.
1	110183	GEAR, BALANCER DRIVE	1.1
2		(11)	
2	2121A0	OUTER, CLUTCH	1.1
3	212112	CENTER, CLUTCH	1.1
4		(5)	
4	2121A1	DISC, CLUTCH FRICTION	0.9
		.NOTE: Same time for two units or more	
6	2121A3	PLATE, CLUTCH PRESSURE	0.8
7		(17,20)	
7	2121A5	PIECE, CLUTCH JOINT	0.8
8	212107	SPRING, CLUTCH	0.8
		.NOTE: Same time for two units or more	
9	2121B6	ROD, CLUTCH LIFTER	0.8
10	211105	GEAR, PRIMARY DRIVE	1.1

Ref. No.	Part No.	Description	Reqd. QTY				Serial No.	Parts catalogue code
			CRF150R 7	CRF150RB 8	CRF150R 7	CRF150RB 8		
1	13415-KSE-670	GEAR, BALANCER DRIVE (32T) ..	1	1	1	1		
2	22100-KSE-670	OUTER COMP., CLUTCH	1	1	1	1		
3	22120-KSE-670	CENTER, CLUTCH	1	1	1	1		
4	22201-GBF-B40	DISK, CLUTCH FRICTION	6	6	6	6		
5	22321-KSE-670	PLATE, CLUTCH	5	5	5	5		
6	22351-KSE-670	PLATE, CLUTCH PRESSURE	1	1	1	1		
7	22352-KSE-670	PIECE, CLUTCH LIFTER	1	1	1	1		
8	22401-KSE-670	SPRING, CLUTCH	4	4	4	4		
9	22851-KSE-670	ROD, CLUTCH LIFTER	1	1	1	1		
10	23121-KSE-670	GEAR, PRIMARY DRIVE (17T) ...	1	1	1	1		
11	28242-KSE-670	COLLAR, CLUTCH OUTER	1	1	1	1		
12	90013-KSE-670	BOLT, SPECIAL, 10X24	1	1	1	1		
13	90022-MBG-D00	BOLT-WASHER, 6X25	4	4	4	4		
14	90302-KSE-670	NUT, 14MM	1	1	1	1		
15	90402-KSE-670	WASHER, PLAIN, 10MM	1	1	1	1		
16	90407-KSE-670	WASHER, THRUST, 17MM	1	1	1	1		
17	90445-KSE-671	WASHER, THRUST, 10X24X1	1	1	1	1		
18	90451-KSE-670	WASHER, THRUST, 14MM	1	1	1	1		
19	90461-KSE-670	WASHER, LOCK	1	1	1	1		
20	91006-KSE-671	BEARING, NEEDLE, 12MM	1	1	1	1		

E-8

OIL PUMP

D12



KSE3E0800

Ref. No.	L.O.N.	(Relative ref. Number) Description	F.R.T.
2	1131C4	GEAR, OIL PUMP DRIVEN (1,4)	0.5
3	1131C7	ROTOR, OIL PUMP .INCLUDES: Engine removal and installation	3.7

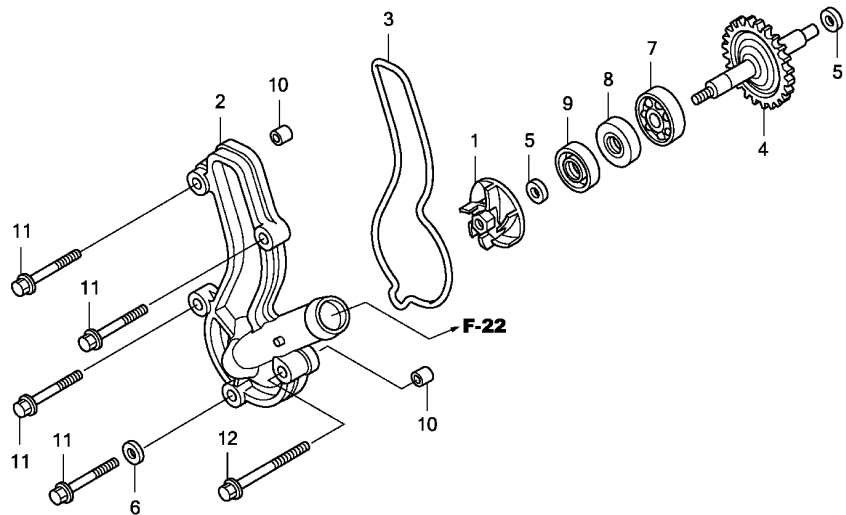
Ref. No.	Part No.	Description	Reqd. QTY				Serial No.	Parts catalogue code
			CRF150R 7	CRF150R 8	CRF150RB 7	CRF150RB 8		
1	15111-KSE-670	SHAFT, OIL PUMP	1	1	1	1		
2	15133-MEB-670	GEAR, OIL PUMP DRIVEN (20T)	1	1	1	1		
3	15331-324-000	ROTOR, OIL PUMP INNER	1	1	1	1		
4	15332-324-000	ROTOR, OIL PUMP OUTER	1	1	1	1		
5	90652-KY4-900	CIRCLIP, 8MM	1	1	1	1		
6	96220-30178	ROLLER, 3X17.8	1	1	1	1		

2

E-9

WATER PUMP

D13



KSE3E0900A

Ref. No.	L.O.N.	(Relative ref. Number) Description	F.R.T.
1	114105	IMPELLER, WATER PUMP	0.4
2	1141B0	COVER, WATER PUMP	0.3
3		(10)	
	1141B1	GASKET, WATER PUMP COVER	0.3
4	114142	SPROCKET OR GEAR, WATER PUMP DRIVEN	0.8
7	114144	BEARING, WATER PUMP	1.0
9	114110	MECHANICAL SEAL, WATER PUMP ..	1.1

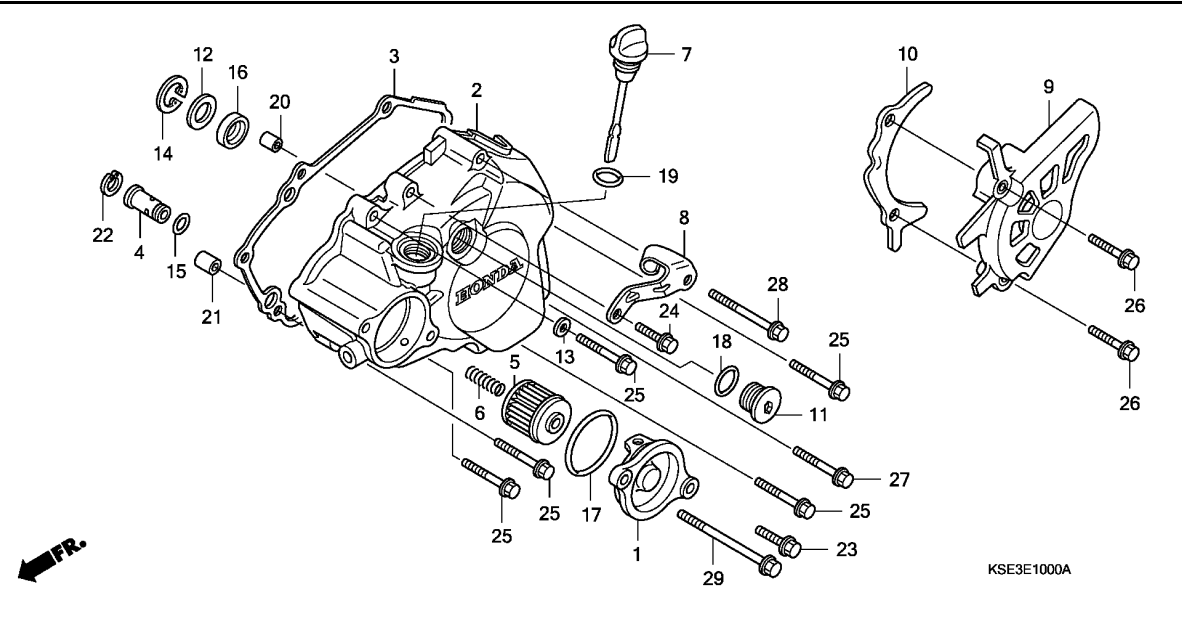
Ref. No.	Part No.	Description	Reqd. QTY				Serial No.	Parts catalogue code
			CRF150R 7	CRF150RB 8	CRF150R 7	CRF150RB 8		
1	19215-KSE-670	IMPELLER, WATER PUMP	1	1	1	1		
2	19221-KSE-670	COVER, WATER PUMP	1	1	1	1		
3	19226-KSE-670	GASKET, WATER PUMP	1	1	1	1		
4	19240-KSE-670	GEAR COMP., WATER PUMP (24T)	1	1	1	1		
5	90447-KE1-000	WASHER, SEALING, 7MM	2	2	2	2		
6	90463-ML7-000	WASHER, SEALING, 6.5MM	1	1	1	1		
7	91001-KA4-003	BEARING, RADIAL BALL, 12X28X7 (NTN)	1	1	1	1		
8	91201-148-003	OIL SEAL, 12X22X5 (ARAI)	1	1	1	1		
9	91211-KSE-671	SEAL, WATER PUMP	1	1	1	1		
10	91320-KE1-000	DOWEL PIN, 8X7	2	2	2	2		
11	96001-06028-00	BOLT, FLANGE, 6X28	4	4	4	4		
12	96001-06035-00	BOLT, FLANGE, 6X35	1	1	1	1		

2

E-10

L. CRANKCASE COVER

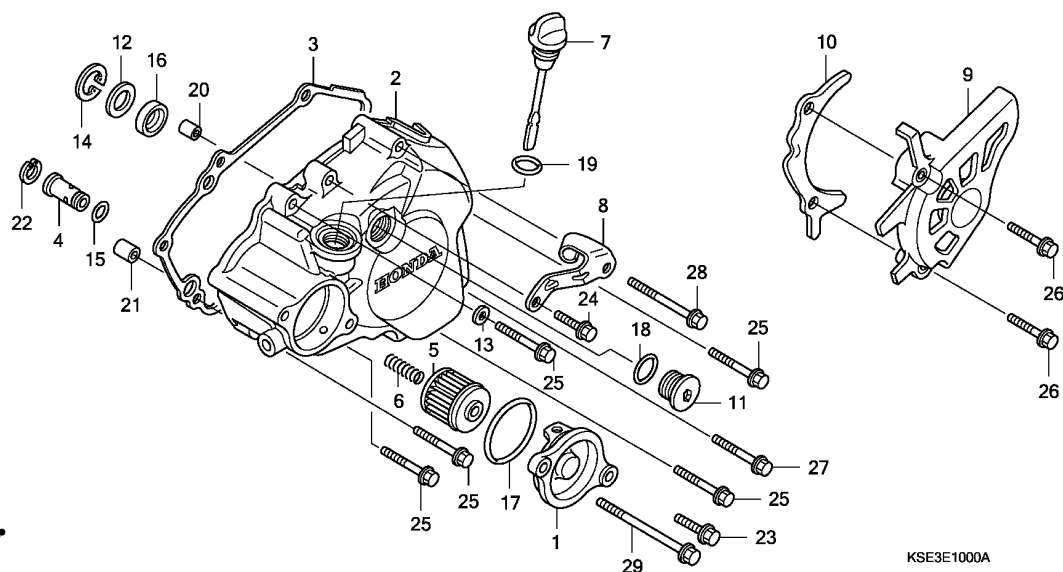
D14



Ref. No.	L.O.N.	(Relative ref. Number) Description	F.R.T.
2		(16)	
1101A6		COVER, CRANKCASE :LEFT	0.6
3		(20,21)	
1101A3		GASKET, CRANKCASE COVER :LEFT	0.5
4		(15)	
113126		VALVE, RELIEF	0.6
5		(1,6,17)	
113127		ELEMENT, OIL FILTER	0.2
9		(10)	
2131A4		COVER, DRIVE SPROCKET	0.1

Ref. No.	Part No.	Description	Reqd. QTY				Serial No.	Parts catalogue code
			CRF150R 7	CRF150RB 8	CRF150R 7	CRF150RB 8		
1	11333-KSE-670	COVER, OIL FILTER	1	1	1	1		
2	11340-KSE-670	COVER COMP., L. CRANKCASE ...	1	1	1	1		
3	11395-KSE-670	GASKET, L. COVER	1	1	1	1		
4	15220-MEB-670	VALVE ASSY., RELIEF	1	1	1	1		
5	15412-MEN-671	FILTER COMP., ENGINE OIL	1	1	1	1		
6	15414-MEB-670	SPRING, OIL FILTER	1	1	1	1		
7	15650-KSE-670	GAUGE, OIL LEVEL	1	1	1	1		
8	22838-KSE-670	RECEIVER, CLUTCH CABLE	1	1	1	1		
9	23810-KSE-670	COVER COMP., DRIVE SPROCKET ..	1	1	1	1		
10	23812-KSE-670	GUIDE, DRIVE CHAIN	1	1	1	1		
11	90084-HB3-000	CAP, 14MM	1	1	1	1		
12	90401-MEY-670	WASHER, 13X24X1.6	1	1	1	1		
13	90463-ML7-000	WASHER, SEALING, 6.5MM	1	1	1	1		
14	90602-MEB-670	CIRCLIP, SPECIAL INTERNAL, 24MM	1	1	1	1		
15	90751-GK1-003	O-RING, 8.5X1.7	1	1	1	1		
16	91204-KRN-671	OIL SEAL, 10X21X5	1	1	1	1		
17	91302-PA9-003	O-RING, 39.8X2.2(ARAI)	1	1	1	1		
18	91303-377-000	O-RING, 13.8X2.5	1	1	1	1		
19	91307-035-000	O-RING, 18X3	1	1	1	1		
20	94301-08140	DOWEL PIN, 8X14	1	1	1	1		
21	94301-10160	DOWEL PIN, 10X16	1	1	1	1		
22	94520-14000	CIRCLIP, INTERNAL, 14MM	1	1	1	1		
23	96001-06016-00	BOLT, FLANGE, 6X16	1	1	1	1		
24	96001-06018-00	BOLT, FLANGE, 6X18	1	1	1	1		

2

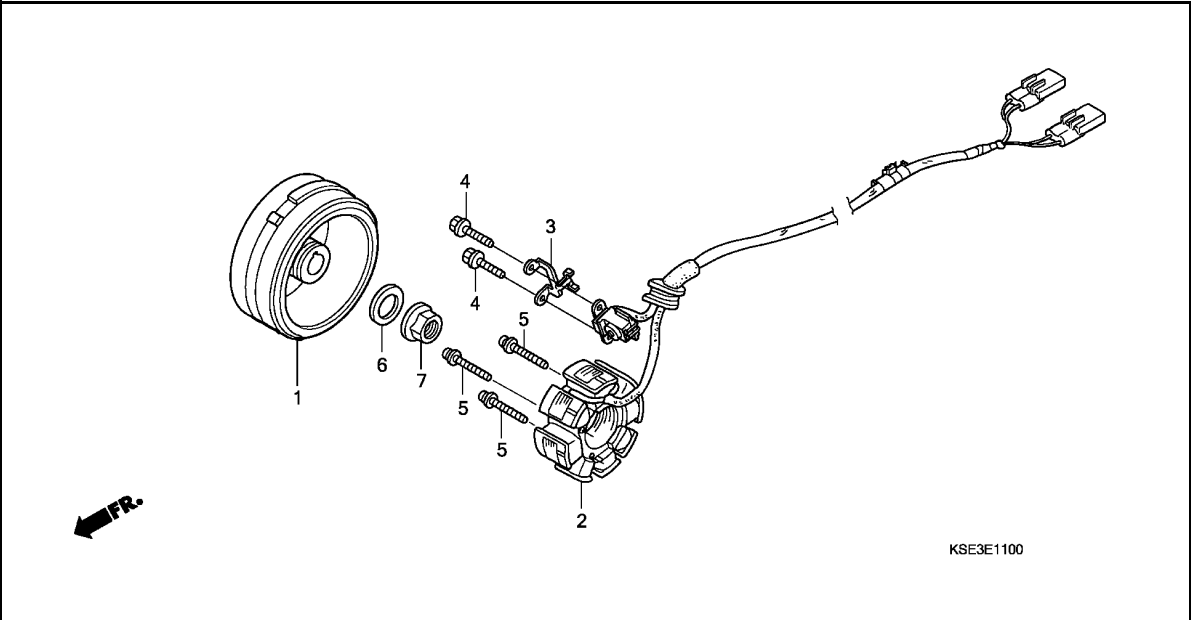


Ref. No.	Part No.	Description	Reqd. QTY				Serial No.	Parts catalogue code
			CRF150R 7	CRF150R 8	CRF150RB 7	CRF150RB 8		
25	96001-06028-00	BOLT, FLANGE, 6X28	5	5	5	5		
26	96001-06030-00	BOLT, FLANGE, 6X30	2	2	2	2		
27	96001-06035-00	BOLT, FLANGE, 6X35	1	1	1	1		
28	96001-06045-00	BOLT, FLANGE, 6X45	1	1	1	1		
29	96001-06075-00	BOLT, FLANGE, 6X75	1	1	1	1		

E-11

GENERATOR

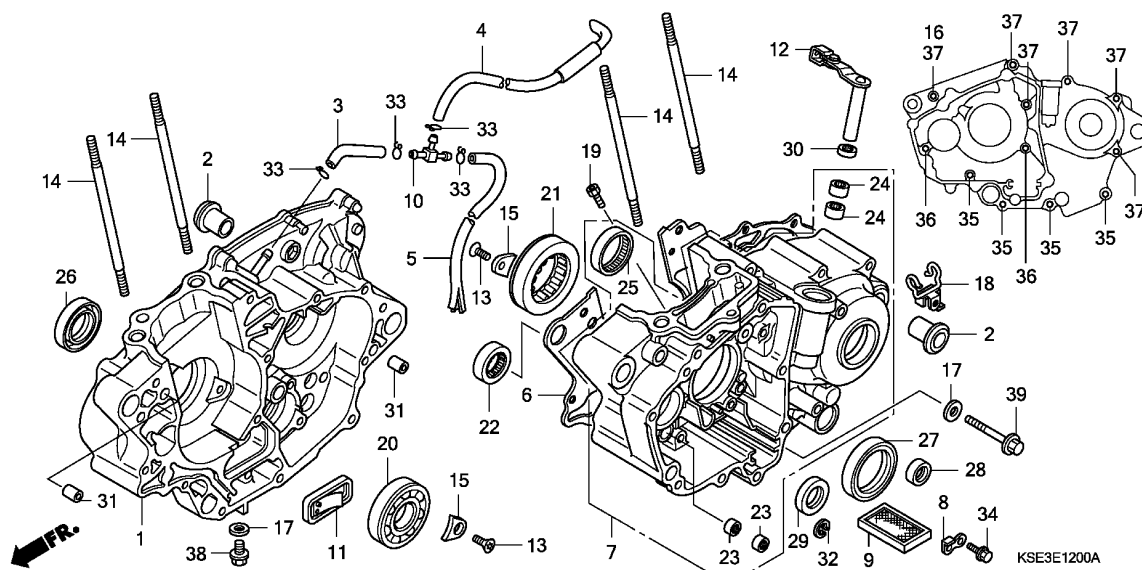
D16



Ref. No.	L.O.N.	(Relative ref. Number) Description	F.R.T.
1	613105	ROTOR OR FLYWHEEL	0.7
2	6131A3	STATOR	0.8

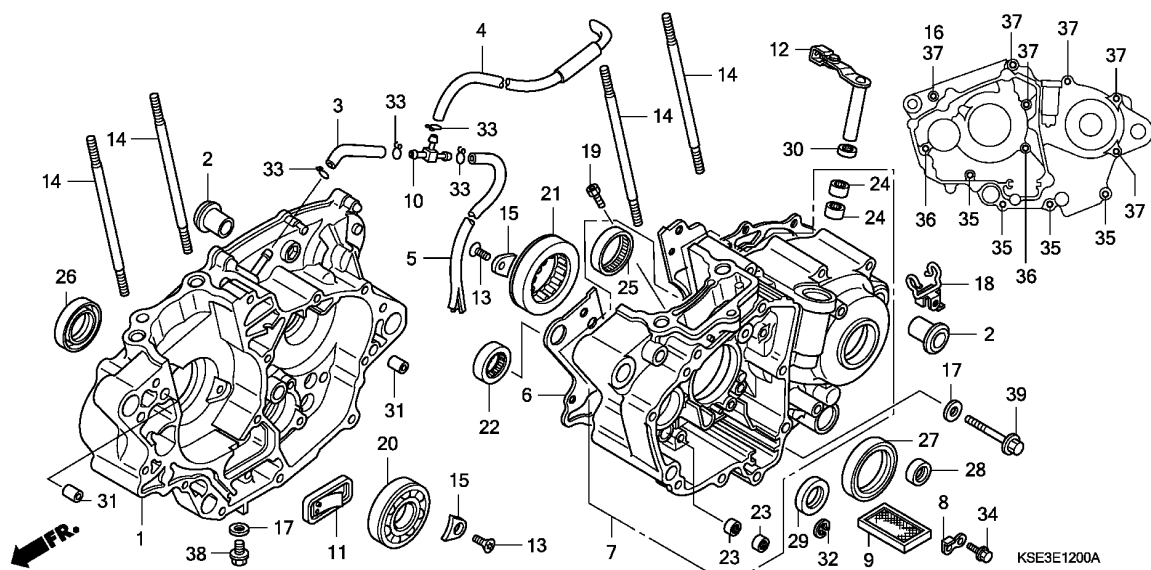
Ref. No.	Part No.	Description	Reqd. QTY				Serial No.	Parts catalogue code
			CRF150R 7	CRF150R 8	CRF150RB 7	CRF150RB 8		
1	31110-KSE-671	FLYWHEEL COMP.	1	1	1	1		
2	31120-KSE-671	STATOR COMP.	1	1	1	1		
3	32112-KSE-670	CLAMPER, CORD	1	1	1	1		
4	90005-896-000	BOLT, FLANGE, 5X16	2	2	2	2		
5	90010-MEB-670	SCREW-WASHER, 4X24	3	3	3	3		
6	90437-611-000	WASHER, PLAIN, 12MM	1	1	1	1		
7	94050-12000	NUT, FLANGE, 12MM	1	1	1	1		

2



Ref. No.	L.O.N.	(Relative ref. Number) Description	F.R.T.
1	110120	CRANKCASE :RIGHTINCLUDES: Engine removal and installation	4.3
	1101A2	CRANKCASE :BOTHINCLUDES: Engine removal and installation	4.9
6	110110	GASKET, CRANKCASEINCLUDES: Engine removal and installation	3.6
7	110115	CRANKCASE :LEFTINCLUDES: Engine removal and installation	4.4
	1101A2	CRANKCASE :BOTHINCLUDES: Engine removal and installation	4.9
9	1131B5	SCREEN, OIL FILTER (30)	0.5
11	1101L3	ONE WAY VALVE, CRANKCASEINCLUDES: Engine removal and installation	3.6
12	2121A7	LEVER, CLUTCH (30)	0.9
20	1101B7	BEARING, CRANKSHAFT :RIGHTINCLUDES: Engine removal and installation	3.8
+			

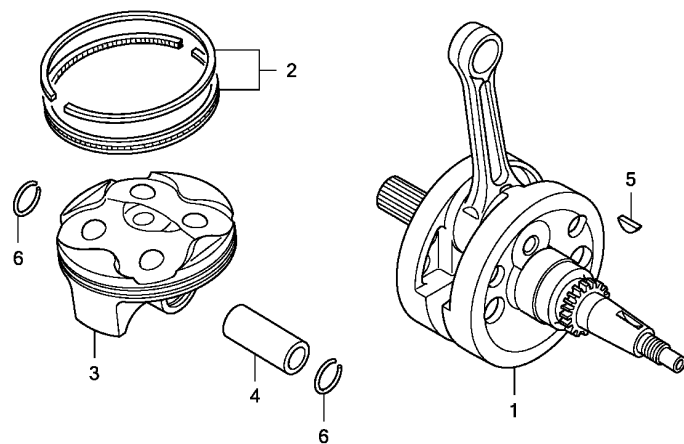
Ref. No.	Part No.	Description	Reqd. QTY				Serial No.	Parts catalogue code
			CRF150R 7	CRF150RB 8	CRF150RB 7	CRF150RB 8		
1	11100-KSE-670	CRANKCASE COMP., R.	1	1	1	1		
2	11104-KSE-670	COLLAR, ENGINE HANGER	2	2	2	2		
3	11105-KSE-670	TUBE A, BREATHER	1	1	1	1		
4	11106-KSE-670	TUBE B, BREATHER	1	1	1	1		
5	11107-KSE-670	TUBE C, BREATHER	1	1	1	1		
6	11191-KSE-670	GASKET, CRANKCASE	1	1	1	1		
7	11200-KSE-670	CRANKCASE COMP., L.	1	1	1	1		
8	11206-KRN-670	PLATE, CAM CHAIN GUIDE	1	1	1	1		
9	15421-KK0-000	SCREEN, OIL FILTER	1	1	1	1		
10	16961-MCT-010	JOINT, THREE WAY	1	1	1	1		
11	18601-MBW-003	VALVE COMP., REED	1	1	1	1		
12	22810-KSE-670	LEVER COMP., CLUTCH LIFTER ..	1	1	1	1		
13	90001-MEN-850	SCREW, SPECIAL FLAT, 6X17 ...	4	4	4	4		
14	90031-KSE-670	BOLT, STUD, 9X116	4	4	4	4		
15	90441-KRN-670	PLATE, BEARING HOLDER	4	4	4	4		
16	90463-ML7-000	WASHER, SEALING, 6.5MM	1	1	1	1		
17	90474-333-000	WASHER, SEALING, 8MM	2	2	2	2		
18	90610-MEB-670	GUIDE COMP., TUBE	1	1	1	1		
19	90901-MCF-000	JET, OIL, #80	1	1	1	1		
20	91001-KSE-671	BEARING, SPECIAL RADIAL BALL, 63/22(NTN)	1	1	1	1		
21	91002-KSE-671	BEARING, SPECIAL ROLLER (NTN)	1	1	1	1		
22	91004-KSE-671	BEARING, ROLLER, 18X29X14(NTN)	1	1	1	1		
23	91006-HA0-003	BEARING, NEEDLE, 9MM(NTN) ...	2	2	2	2		
24	91021-148-004	BEARING, NEEDLE, 1010(NTN) ..	2	2	2	2		



Ref. No.	L.O.N.	(Relative ref. Number) Description	F.R.T.
+20	1101G0	BEARING, CRANKSHAFT :BOTHINCLUDES: Engine removal and installation	4.0
21	1101B6	BEARING, CRANKSHAFT :LEFTINCLUDES: Engine removal and installation	3.8
22	1101G3	BEARING, BALANCER SHAFT :LEFT .INCLUDES: Engine removal and installation	3.8
	1101G5	BEARING, BALANCER SHAFT :BOTH .INCLUDES: Engine removal and installation	4.0
26	110132	OIL SEAL, CRANKSHAFT :RIGHT .. .INCLUDES: Engine removal and installation	3.7
	1101H3	OIL SEAL, CRANKSHAFT :BOTHINCLUDES: Engine removal and installation	3.8
27	110131	OIL SEAL, CRANKSHAFT :LEFTINCLUDES: Engine removal and installation	3.7
28	1101F9	OIL SEAL, GEARSHIFT SPINDLE ..	1.3

Ref. No.	Part No.	Description	Reqd. QTY				Serial No.	Parts catalogue code
			CRF150R 7	CRF150RB 8	CRF150R 7	CRF150RB 8		
25	91022-KA4-740	BEARING, SHELL, 33X38X8(NTN)	1	1	1	1		
26	91201-KSE-671	OIL SEAL, 32X48X7.5(ARAI) ...	1	1	1	1		
27	91201-MEB-671	OIL SEAL, 38X52X7(ARAI)	1	1	1	1		
28	91203-KA4-771	OIL SEAL, 14X22X5(NOK)	1	1	1	1		
29	91203-KSE-671	OIL SEAL, 18X30X5(ARAI)	1	1	1	1		
30	91204-KSE-671	OIL SEAL, 10X17X3(NOK)	1	1	1	1		
31	94301-08140	DOWEL PIN, 8X14	2	2	2	2		
32	94520-30100	CIRCLIP, INTERNAL, 30MM	1	1	1	1		
33	95002-02100	CLIP, TUBE (B10)	4	4	4	4		
34	96001-06012-00	BOLT, FLANGE, 6X12	1	1	1	1		
35	96001-06045-00	BOLT, FLANGE, 6X45	4	4	4	4		
36	96001-06055-00	BOLT, FLANGE, 6X55	2	2	2	2		
37	96001-06070-00	BOLT, FLANGE, 6X70	6	6	6	6		
38	96300-08035-00	BOLT, FLANGE, 8X35	1	1	1	1		
39	96300-08080-00	BOLT, FLANGE, 8X80	1	1	1	1		





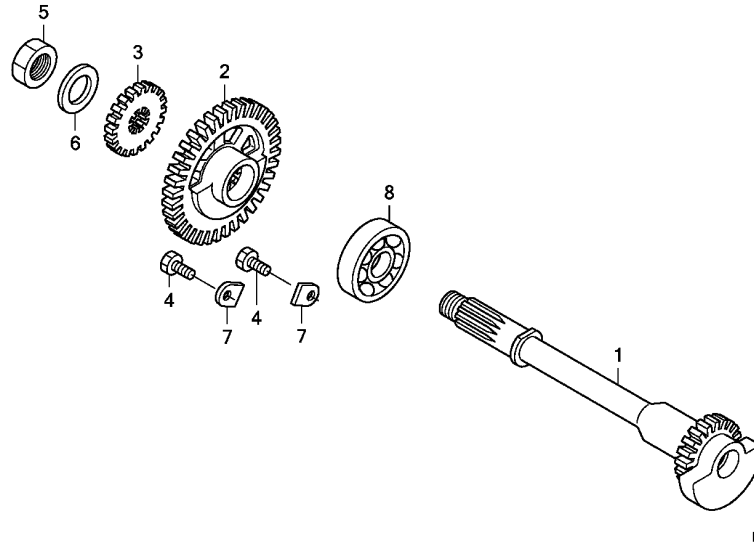
KSE3E1300A

Ref. No.	L.O.N.	(Relative ref. Number) Description	F.R.T.
1	1101B5	CRANKSHAFT INCLUDES: Engine removal and installation (2,4,6)	3.8
3	111103	RING, PISTON AND/OR PISTON (ONE)	2.1

Ref. No.	Part No.	Description	Reqd. QTY				Serial No.	Parts catalogue code
			CRF150R 7	CRF150R 8	CRF150RB 7	CRF150RB 8		
1	13000-KSE-670	CRANKSHAFT COMP.	1	1	1	1		
2	13011-KSE-670	RING SET, PISTON (STD.)	1	1	1	1		
3	13101-KSE-670	PISTON	1	1	1	1		
4	13111-KSE-670	PIN, PISTON	1	1	1	1		
5	13331-360-000	KEY, SPECIAL WOODRUFF, 25X14	1	1	1	1		
6	94601-14000	CLIP, PISTON PIN, 14MM	2	2	2	2		

E-14

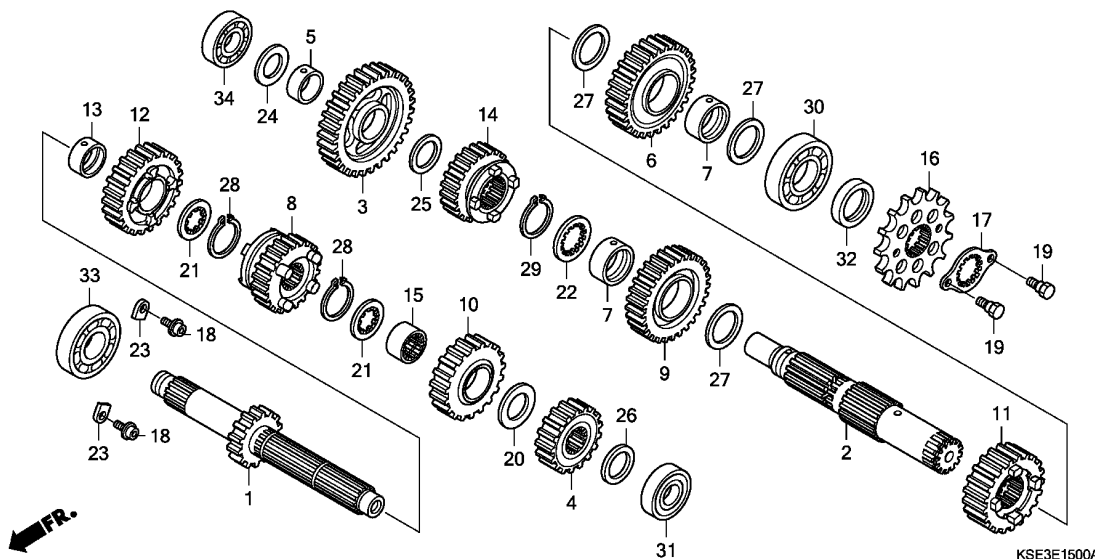
BALANCER



Ref. No.	L.O.N.	(Relative ref. Number) Description	F.R.T.
1	110185	SHAFT, BALANCER	1.2
2	1101L5	GEAR, BALANCER DRIVEN	0.8
3	1101F8	GEAR, WATER PUMP DRIVE	0.8
8	1101G4	BEARING, BALANCER SHAFT :RIGHT .INCLUDES: Engine removal and installation	3.8
	1101G5	BEARING, BALANCER SHAFT :BOTH .INCLUDES: Engine removal and installation	4.0

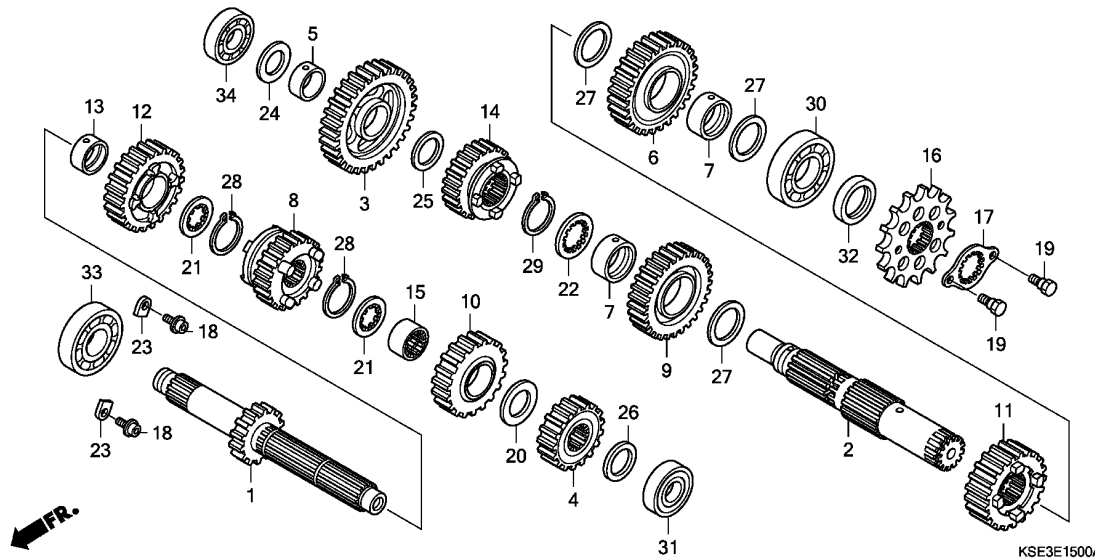
Ref. No.	Part No.	Description	Reqd. QTY				Serial No.	Parts catalogue code
			CRF150R 7	CRF150R 8	CRF150RB 7	CRF150RB 8		
1	13420-KSE-670	SHAFT COMP., BALANCER (16T) -	1	1	1	1		
2	13422-KSE-670	GEAR, BALANCER DRIVEN (32T) -	1	1	1	1		
3	19245-KSE-670	GEAR, WATER PUMP DRIVEN (18T) -	1	1	1	1		
4	90038-KY4-900	BOLT, HEX., 6X16	2	2	2	2		
5	90301-KSE-670	NUT, HEX., 12MM	1	1	1	1		
6	90401-KY0-890	WASHER, 12X24	1	1	1	1		
7	90441-KA4-700	PLATE, BEARING HOLDER	2	2	2	2		
8	91005-KSE-671	BEARING, SPECIAL RADIAL BALL, 6002	1	1	1	1		





Ref. No.	L.O.N.	(Relative ref. Number) Description	F.R.T.
1		(4,8,10,12,13,15)	
210141		MAINSHAFT, TRANSMISSIONINCLUDES: Engine removal and installation	3.8
210141A		.Replace countershaft add	0.2
2		(3,5,6,7,9,11,14)	
210142		COUNTERSHAFT, TRANSMISSIONINCLUDES: Engine removal and installation	3.8
210142A		.Replace mainshaft add	0.2
16		213135 SPROCKET, DRIVE	0.2
30		2101C7 BEARING, COUNTERSHAFT :LEFT .. .INCLUDES: Engine removal and installation	3.8
2101C9		BEARING, COUNTERSHAFT :BOTH .. .INCLUDES: Engine removal and installation	4.0
2101D4		BEARING, MAINSHAFT AND COUNTERSHAFT :ALL .. .INCLUDES: Engine removal and installation	4.2
31		2101C2 BEARING, MAINSHAFT :LEFTINCLUDES: Engine removal and installation	3.8
+		2101C6 BEARING, MAINSHAFT :BOTH	4.0

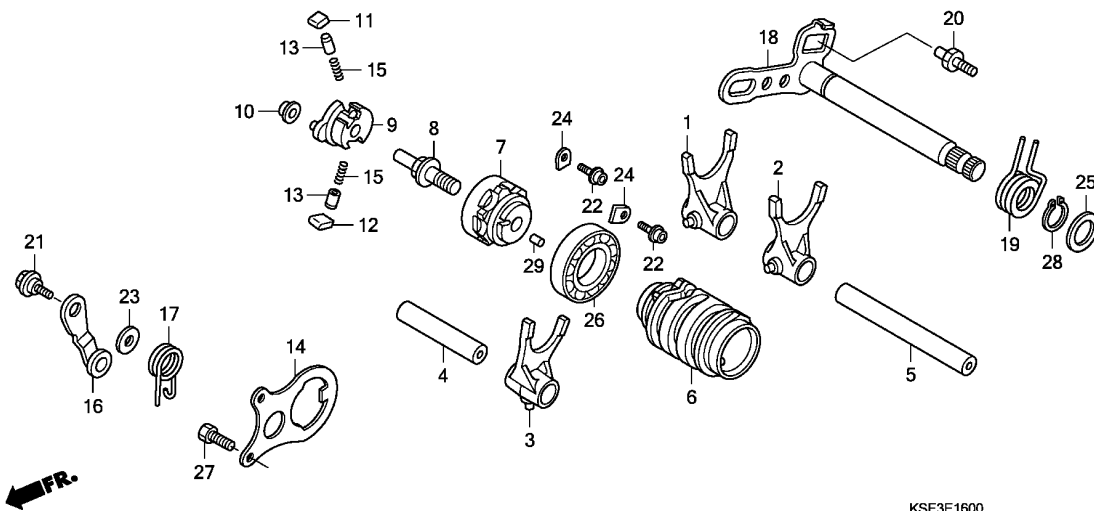
Ref. No.	Part No.	Description	Reqd. QTY				Serial No.	Parts catalogue code
			CRF150R 7	8	CRF150RB 7	8		
1	23210-KSE-670	MAINSHAFT COMP. (14T)	1	1	1	1		
2	23221-KSE-670	COUNTERSHAFT	1	1	1	1		
3	23411-KSE-670	GEAR, COUNTERSHAFT LOW (31T)	1	1	1	1		
4	23421-KSE-670	GEAR, MAINSHAFT SECOND (17T)	1	1	1	1		
5	23422-KSE-670	COLLAR, 16.5MM	1	1	1	1		
6	23431-KSE-670	GEAR, COUNTERSHAFT SECOND (28T)	1	1	1	1		
7	23432-KSE-670	COLLAR, 20MM	2	2	2	2		
8	23441-KSE-670	GEAR, MAINSHAFT THIRD (22T) -	1	1	1	1		
9	23451-KSE-670	GEAR, COUNTERSHAFT THIRD (29T)	1	1	1	1		
10	23461-KSE-670	GEAR, MAINSHAFT FOURTH (19T)	1	1	1	1		
11	23471-KSE-670	GEAR, COUNTERSHAFT FOURTH (21T)	1	1	1	1		
12	23481-KSE-670	GEAR, MAINSHAFT FIFTH (23T) -	1	1	1	1		
13	23483-KSE-670	COLLAR, 18MM	1	1	1	1		
14	23491-KSE-670	GEAR, COUNTERSHAFT FIFTH (22T)	1	1	1	1		
15	23512-KSE-670	COLLAR, SPLINE, 18X11.7	1	1	1	1		
16	23801-KSE-670	SPROCKET, DRIVE (15T)	1	1	1	1		
17	23802-KSE-670	PLATE, DRIVE SPROCKET FIXING	1	1	1	1		
18	90071-MF5-000	BOLT, FLANGE SOCKET, 6X14 ...	2	2	2	2		
19	90084-041-000	BOLT, DRIVE SPROCKET FIXING -	2	2	2	2		
20	90401-KCZ-000	WASHER, THRUST, 18MM	1	1	1	1		
21	90401-KSE-670	WASHER, THRUST INVOLUTE, 18X23X1.6	2	2	2	2		



Ref. No.	L.O.N.	(Relative ref. Number) Description	F.R.T.
+31		.INCLUDES: Engine removal and installation	
33	2101C5	BEARING, MAINSHAFT :RIGHT ----	3.8
34	2101C8	BEARING, COUNTERSHAFT :RIGHT -	3.8
		.INCLUDES: Engine removal and installation	

Ref. No.	Part No.	Description	Reqd. QTY				Serial No.	Parts catalogue code
			CRF150R 7	8	CRF150RB 7	8		
22	90403-KSE-670	WASHER, THRUST INVOLUTE, 20X26X1	1	1	1	1		
23	90441-KA4-700	PLATE, BEARING HOLDER	2	2	2	2		
24	90451-107-000	WASHER, THRUST, 15MM	1	1	1	1		
25	90452-437-000	WASHER, THRUST, 16.5MM	1	1	1	1		
26	90457-HB3-000	WASHER, THRUST, 15X1	1	1	1	1		
27	90554-728-940	WASHER, THRUST, 20MM	3	3	3	3		
28	90601-030-000	CIRCLIP, 18MM	2	2	2	2		
29	90601-459-000	CIRCLIP, 20MM	1	1	1	1		
30	91004-MT3-003	BEARING, RADIAL BALL, 20X47X10.5	1	1	1	1		
31	91008-KSE-671	BEARING, RADIAL BALL, 6002U .	1	1	1	1		
32	91202-KCY-761	OIL SEAL, 20X30X7	1	1	1	1		
33	96120-62030-00	BEARING, RADIAL BALL, 6203 ..	1	1	1	1		
34	96140-62020-00	BEARING, RADIAL BALL, 6202U .	1	1	1	1		



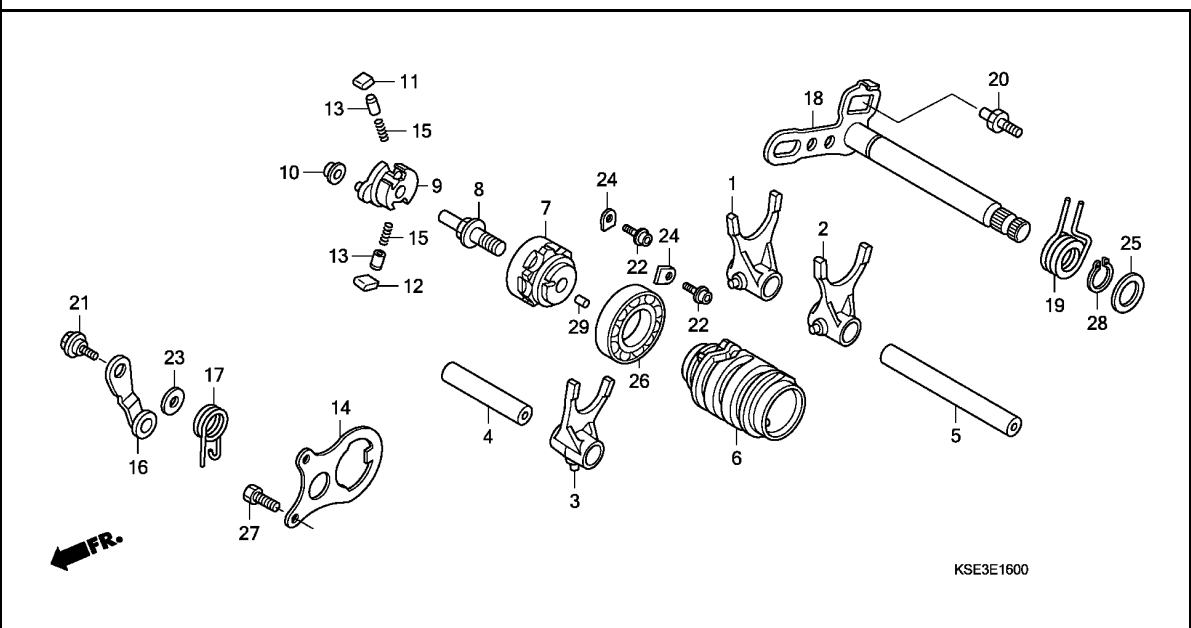


KSE3E1600

Ref. No.	L.O.N.	(Relative ref. Number) Description	F.R.T.
1		(2,3,4,5)	
210112		FORK, GEARSHIFTNOTE: Same time for two units or more .INCLUDES: Engine removal and installation	3.8
6	2101A9	DRUM, GEARSHIFTINCLUDES: Engine removal and installation	3.8
7	2101B2	CENTER, GEARSHIFT DRUM (11,12,13,15)	1.3
9	2101B3	SHIFTER, GEARSHIFT DRUM (17)	1.2
14	2101B4	PLATE, GUIDE (17)	1.2
16	210125	STOPPER OR SPRING, SHIFT DRUM (19)	1.4
18	210122	SPINDLE, GEARSHIFT (19)	1.2

Ref. No.	Part No.	Description	Reqd. QTY				Serial No.	Parts catalogue code
			CRF150R 7	CRF150RB 8	CRF150R 7	CRF150RB 8		
1	24211-KSE-670	FORK, R. GEARSHIFT	1	1	1	1		
2	24212-KSE-670	FORK, L. GEARSHIFT	1	1	1	1		
3	24213-KSE-670	FORK, CENTER GEARSHIFT	1	1	1	1		
4	24265-GC4-710	SHAFT, GEARSHIFT FORK MAIN ..	1	1	1	1		
5	24266-KSE-670	SHAFT C, SHIFT FORK	1	1	1	1		
6	24311-KSE-670	DRUM, GEARSHIFT	1	1	1	1		
7	24312-KA3-741	CENTER, GEARSHIFT DRUM	1	1	1	1		
8	24315-KA3-710	PIN, SHIFTER	1	1	1	1		
9	24321-KZ3-891	SHIFTER, GEARSHIFT DRUM	1	1	1	1		
10	24322-MM4-000	COLLAR, SHIFTER	1	1	1	1		
11	24324-KA3-711	PAWL A, RATCHET	1	1	1	1		
12	24325-KA3-711	PAWL B, RATCHET	1	1	1	1		
13	24326-KBH-901	PLUNGER, PAWL	2	2	2	2		
14	24328-GC4-730	PLATE, GUIDE	1	1	1	1		
15	24329-KA3-740	SPRING, PAWL PLUNGER	2	2	2	2		
16	24430-KA3-740	STOPPER COMP., DRUM	1	1	1	1		
17	24435-KSE-670	SPRING, DRUM STOPPER	1	1	1	1		
18	24610-KSE-670	SPINDLE COMP., GEARSHIFT	1	1	1	1		
19	24651-KSE-670	SPRING, SHIFT RETURN	1	1	1	1		
20	24652-HA0-000	PIN, GEARSHIFT RETURN SPRING	1	1	1	1		
21	90022-MG8-000	PIVOT, SHIFT DRUM STOPPER ARM	1	1	1	1		
22	90071-MF5-000	BOLT, FLANGE SOCKET, 6X14	2	2	2	2		
23	90435-HB3-000	WASHER, 6.1MM	1	1	1	1		
24	90441-KA4-700	PLATE, BEARING HOLDER	2	2	2	2		
25	90451-155-000	WASHER, 14MM	1	1	1	1		

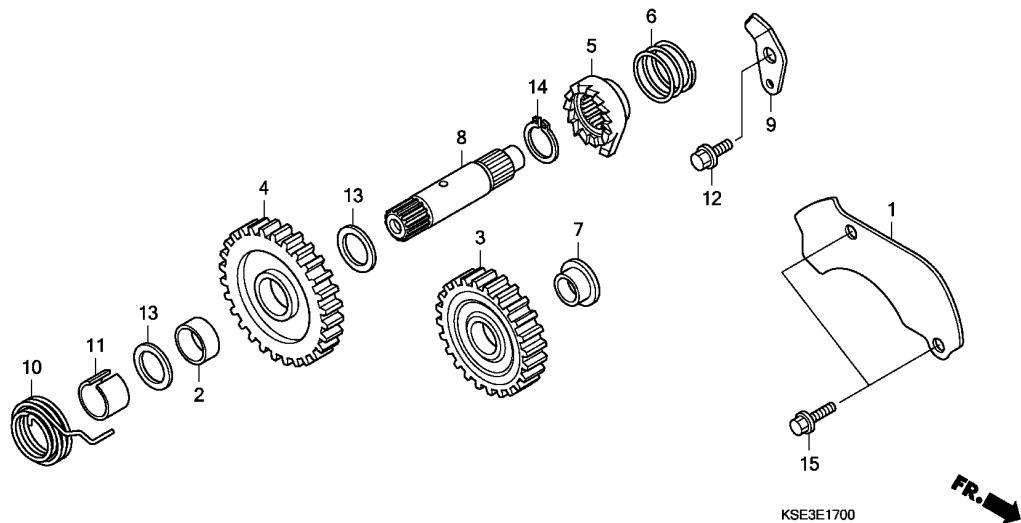




KSE3E1600

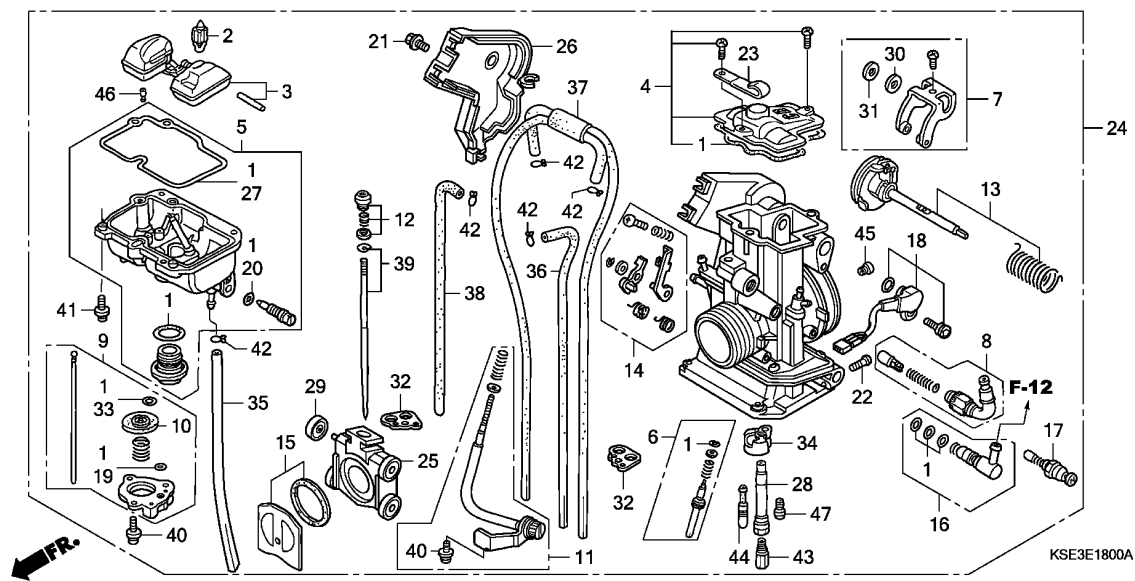
2

Ref. No.	Part No.	Description	Reqd. QTY		Serial No.	Parts catalogue code
			CRF150R 7	CRF150RB 8		
26	91004-KY4-900	BEARING, RADIAL BALL, 6905U	1	1	1	1
27	93301-06016-0A	BOLT, HEX., 6X16	2	2	2	2
28	94510-14000	CIRCLIP, EXTERNAL, 14MM	1	1	1	1
29	96220-40080	ROLLER, 4X8	1	1	1	1



Ref. No.	L.O.N.	(Relative ref. Number) Description	F.R.T.
3		(7)	
612135		GEAR, STARTER IDLE	1.1
4	1121A0	PINION, KICK STARTER	1.2
5		(6)	
1121A1		RATCHET, KICK(RECOIL) STARTER	1.2
8	1121A2	SPINDLE, KICK STARTER	1.2
10		(11)	
112103		SPRING, KICK STARTER RETURN ..	1.1

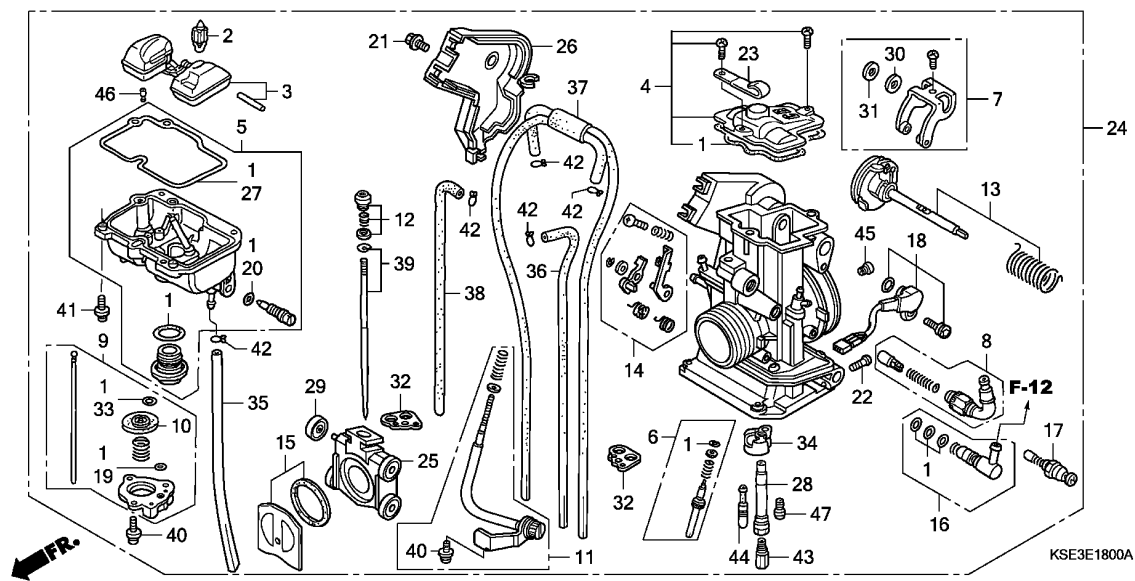
Ref. No.	Part No.	Description	Reqd. QTY				Serial No.	Parts catalogue code
			CRF150R 7	CRF150R 8	CRF150RB 7	CRF150RB 8		
1	15201-KSE-670	PLATE, OIL GUIDE	1	1	1	1		
2	23472-KY4-900	COLLAR, 20X22X10	1	1	1	1		
3	23531-KSE-670	GEAR, IDLE STARTER (24T)	1	1	1	1		
4	28211-KSE-670	PINION, KICK STARTER (28T) ..	1	1	1	1		
5	28221-MEB-770	RATCHET, KICK STARTER	1	1	1	1		
6	28223-KA4-740	SPRING, KICK STARTER RATCHET	1	1	1	1		
7	28232-KSE-670	COLLAR, KICK IDLE GEAR	1	1	1	1		
8	28251-MEN-670	SPINDLE, KICK STARTER	1	1	1	1		
9	28259-KSE-670	PLATE, RATCHET GUIDE	1	1	1	1		
10	28281-KSE-670	SPRING, KICK STARTER	1	1	1	1		
11	28282-MEB-670	COLLAR, KICK SPRING	1	1	1	1		
12	90109-KSE-670	BOLT, SPECIAL, 8X22	1	1	1	1		
13	90554-728-940	WASHER, THRUST, 20MM	2	2	2	2		
14	94510-19000	CIRCLIP, EXTERNAL, 19MM	1	1	1	1		
15	96001-06016-00	BOLT, FLANGE, 6X16	2	2	2	2		



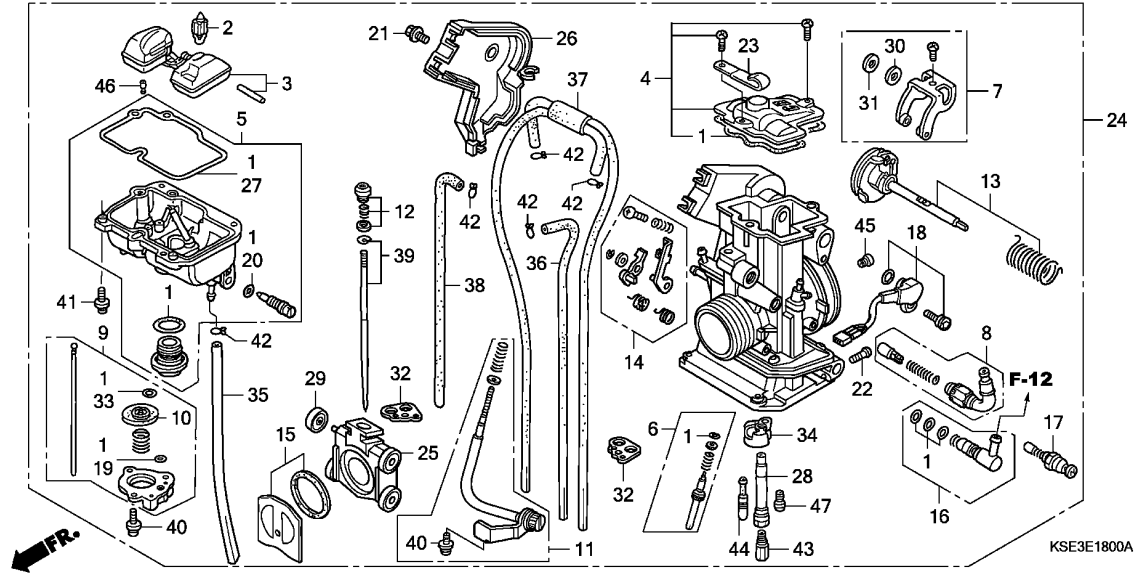
Ref. No.	L.O.N.	(Relative ref. Number) Description	F.R.T.
3		(2)	
	311120	FLOAT OR FLOAT VALVE	0.6
5	3111A6	CHAMBER, FLOAT	0.6
8	3111G0	VALVE SET, HOT START	0.6
9	3111F4	PUMP SET, ACCELERATOR	0.6
17	311125	VALVE, STARTER	0.5
18	617115	SENSOR, THROTTLE	0.3
24	3111B5	CARBURETOR ASSEMBLY	0.8
25		(15,29)	
	3111A8	VALVE, THROTTLE	0.4
28		(34,44,47)	
	3111A4	HOLDER, NEEDLE JET	0.6
39		(12)	
	3111A3	NEEDLE, JET	0.3
43	3111D4	JET, MAIN	0.2

Ref. No.	Part No.	Description	Reqd. QTY				Serial No.	Parts catalogue code
			CRF150R 7	CRF150RB 8	CRF150R 7	CRF150RB 8		
1	16010-MEN-851	GASKET SET	1	1	1	1		
2	16011-KSE-671	VALVE SET, FLOAT	1	1	1	1		
3	16013-MEB-671	FLOAT SET	1	1	1	1		
4	16014-KSE-671	TOP SET	1	1	1	1		
5	16015-MEN-851	CHAMBER SET, FLOAT	1	1	1	1		
6	16016-KSC-671	SCREW SET A	1	1	1	1		
7	16018-MEY-A11	ARM SET, LINK	1	1	1	1		
8	16019-MEB-671	START SET, HOT	1	1	1	1		
9	16021-KSE-672	PUMP SET, DIAPHRAGM	1	-	1	-		
	16021-KSE-611	-	1	-	1		
10	16022-KSE-671	DIAPHRAGM COMP. #25	1	(1)	1	(1)		
	16023-KRN-851	DIAPHRAGM COMP. #20	(1)	-	(1)	-		
	16024-KSE-611	DIAPHRAGM COMP. #30	-	1	-	1		
11	16028-KSE-671	SCREW SET B	1	1	1	1		
12	16029-MEY-A11	SCREW SET, JET NEEDLE	1	1	1	1		
13	16032-KSE-671	SHAFT SET, THROTTLE	1	-	1	-		
	16032-KSE-601	-	1	-	1		
14	16033-KSE-671	LEVER SET, PUMP	1	1	1	1		
15	16037-KSE-671	VALVE SET, FLOATING	1	1	1	1		
16	16038-MEB-671	JOINT SET, FUEL	1	1	1	1		
17	16046-MEB-671	VALVE SET, STARTER	1	1	1	1		
18	16060-KSE-671	SENSOR ASSY., THROTTLE	1	1	1	1		
19	16075-KRN-851	U-RING	1	1	1	1		
20	16076-ND5-004	O-RING, 1.3X4.3	1	1	1	1		
21	16080-HP1-601	BOLT, COVER	1	1	1	1		



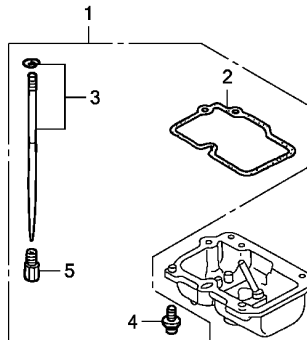
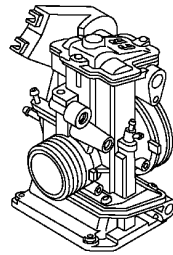


Ref. No.	Part No.	Description	Reqd. QTY		Serial No.	Parts catalogue code
			CRF150R 7	CRF150RB 8		
22	16083-MEB-671	SCREW, PAN	1	1	1	1
23	16088-MEN-731	CLIP	1	1	1	1
24	16100-KSE-672	CARBURETOR ASSY. (FCR08A A)	1	-	1	-
	16100-KSE-612	CARBURETOR ASSY. (FCR15A A)	-	1	-	1
25	16112-KSE-671	VALVE, THROTTLE	1	-	1	-
	16112-KSE-601	-	1	-	1
26	16157-MEN-671	COVER, THROTTLE	1	1	1	1
27	16163-MEB-671	GASKET, FLOAT CHAMBER	1	1	1	1
28	16165-MEY-A11	HOLDER, NEEDLE JET	1	1	1	1
29	16172-MEB-671	ROLLER	1	1	1	1
30	16177-MEB-671	WASHER, PLAIN (PO)	1	1	1	1
31	16178-MEB-671	WASHER, PLAIN (SUS)	1	1	1	1
32	16178-MEN-851	BINDER	2	2	2	2
33	16178-548-004	O-RING, 5.8X1.9	1	1	1	1
34	16185-MEN-671	PLATE, BUFFER	1	1	1	1
35	16196-MEN-851	TUBE, OVERFLOW	1	1	1	1
36	16197-MEB-671	TUBE, AIR VENT	1	1	1	1
37	16198-KSE-671	TUBE COMP., AIR VENT	1	1	1	1
38	16199-MEB-671	TUBE, AIR VENT	1	1	1	1
39	16203-KSE-672	NEEDLE SET, JET (NHNT)	1	-	1	-
	16204-KSE-601	NEEDLE SET, JET (NMQT)	-	1	-	1
40	93892-04008-18	SCREW-WASHER, 4X8	4	4	4	4
41	93892-04014-18	SCREW-WASHER, 4X14	4	4	4	4
42	95002-02079	CLIP, TUBE (B7)	5	5	5	5
43	99101-357-1350	JET, MAIN, #135	1	1	1	1



Ref. No.	Part No.	Description	Reqd. QTY				Serial No.	Parts catalogue code
			CRF150R 7	CRF150R 8	CRF150RB 7	CRF150RB 8		
44	99103-440-0400	JET, SLOW, #40	1	1	1	1		
	99103-440-0350	JET, SLOW, #35	(1)	(1)	(1)	(1)		
	99103-440-0380	JET, SLOW, #38	(1)	(1)	(1)	(1)		
	99103-440-0420	JET, SLOW, #42	(1)	(1)	(1)	(1)		
	99103-440-0450	JET, SLOW, #45	(1)	(1)	(1)	(1)		
45	99104-MEB-1000	JET, SLOW AIR, #100	1	-	1	-		
46	99108-KSE-0600	JET, LEAK, #60	1	1	1	1		
	99108-KRN-0500	JET, LEAK, #50	(1)	(1)	(1)	(1)		
	99108-MEB-0550	JET, LEAK, #55	(1)	(1)	(1)	(1)		
47	99112-KRN-0680	JET, BY-STARTER, #68	1	1	1	1		





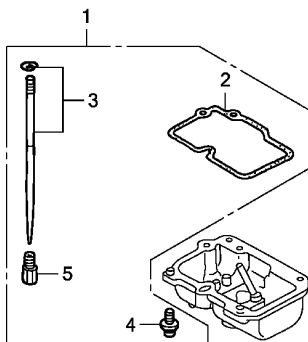
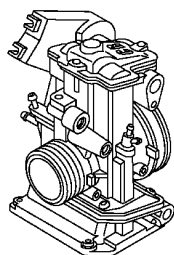
KSE3E1801A

Ref. L.O.N. (Relative ref. Number) F.R.T.
No. Description

NO INFORMATION



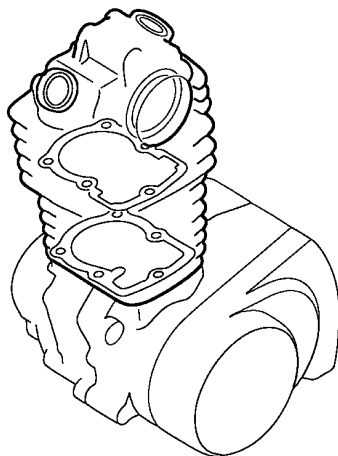
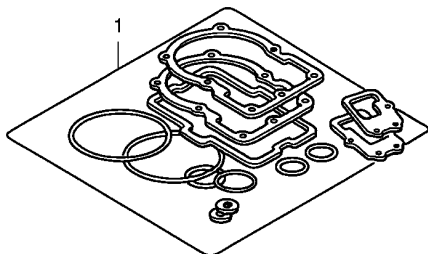
Ref. No.	Part No.	Description	Reqd. QTY				Serial No.	Parts catalogue code
			CRF150R 7	CRF150RB 8	CRF150R 7	CRF150RB 8		
1	16020-KSE-672	PARTS KIT, CARBURETOR OPTIONAL	(1)	(1)	(1)	(1)		
	16020-KSE-611	-	(1)	-	(1)		
2	16163-MEB-671	GASKET, FLOAT CHAMBER	(5)	(5)	(5)	(5)		
3	16201-KSE-672	NEEDLE SET, JET (NHNR)	(1)	-	(1)	-		
	16202-KSE-672	NEEDLE SET, JET (NHNS)	(1)	-	(1)	-		
	16204-KSE-672	NEEDLE SET, JET (NHNU)	(1)	-	(1)	-		
	16205-KSE-672	NEEDLE SET, JET (NHNV)	(1)	-	(1)	-		
	16230-KSE-672	NEEDLE SET, JET (NJAR)	(1)	-	(1)	-		
	16231-KSE-672	NEEDLE SET, JET (NJAS)	(1)	-	(1)	-		
	16232-KSE-672	NEEDLE SET, JET (NJAT)	(1)	-	(1)	-		
	16233-KSE-672	NEEDLE SET, JET (NJAU)	(1)	-	(1)	-		
	16234-KSE-672	NEEDLE SET, JET (NJAV)	(1)	-	(1)	-		
	16202-KSE-601	NEEDLE SET, JET (NMQR)	-	(1)	-	(1)		
	16203-KSE-601	NEEDLE SET, JET (NMQS)	-	(1)	-	(1)		
	16205-KSE-601	NEEDLE SET, JET (NMQU)	-	(1)	-	(1)		
	16206-KSE-611	NEEDLE SET, JET (NMQV)	-	(1)	-	(1)		
	16231-KSE-601	NEEDLE SET, JET (NMRR)	-	(1)	-	(1)		
	16232-KSE-601	NEEDLE SET, JET (NMRS)	-	(1)	-	(1)		
	16233-KSE-601	NEEDLE SET, JET (NMRT)	-	(1)	-	(1)		
	16234-KSE-601	NEEDLE SET, JET (NMRU)	-	(1)	-	(1)		
	16235-KSE-611	NEEDLE SET, JET (NMRV)	-	(1)	-	(1)		
4	93892-04014-18	SCREW-WASHER, 4X14	(10)	(10)	(10)	(10)		
5	99101-357-1200	JET, MAIN, #120	-	(1)	-	(1)		
	99101-357-1220	JET, MAIN, #122	-	(1)	-	(1)		
	99101-357-1250	JET, MAIN, #125	(1)	(1)	(1)	(1)		
	99101-357-1280	JET, MAIN, #128	(1)	(1)	(1)	(1)		
	99101-357-1300	JET, MAIN, #130	(1)	-	(1)	-		
	99101-357-1320	JET, MAIN, #132	(1)	(1)	(1)	(1)		
	99101-357-1380	JET, MAIN, #138	(1)	(1)	(1)	(1)		



KSE3E1801A



Ref. No.	Part No.	Description	Reqd. QTY				Serial No.	Parts catalogue code
			CRF150R 7	CRF150R 8	CRF150RB 7	CRF150RB 8		
(5)	99101-357-1400	JET, MAIN, #140	(1)	(1)	(1)	(1)		
	99101-357-1420	JET, MAIN, #142	(1)	-	(1)	-		
	99101-357-1450	JET, MAIN, #145	(1)	-	(1)	-		



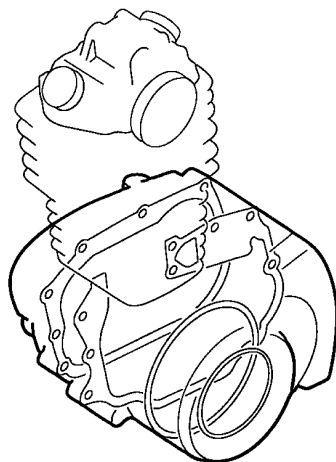
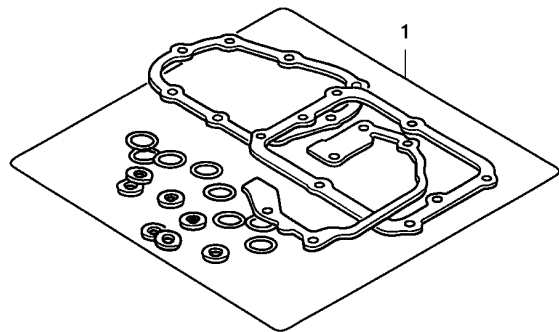
ENG1X0001A

←FR.

Ref. L.O.N. (Relative ref. Number) F.R.T.
No. Description

NO INFORMATION

Ref. No.	Part No.	Description	Reqd. QTY				Serial No.	Parts catalogue code
			CRF150R 7	8	CRF150RB 7	8		
1	06111-KSE-700	GASKET KIT A	1	-	1	-		
		(COMPONENT PARTS)						
	12191-KSE-671	GASKET, CYLINDER	1	-	1	-		
	12226-MEB-670	SEAL, RING	1	-	1	-		
	12251-KSE-671	GASKET, CYLINDER HEAD	1	-	1	-		
	12391-KSE-670	GASKET, HEAD COVER	1	-	1	-		
	12395-KSE-670	GASKET, PLUG HOLE	1	-	1	-		
	14560-MEN-671	GASKET, TENSIONER LIFTER	1	-	1	-		
	18291-KZ1-670	GASKET, EX. PIPE	1	-	1	-		
	90442-397-000	WASHER, SEALING, 6MM	1	-	1	-		
	90543-MV9-670	RUBBER, MOUNTING	2	-	2	-		
	91302-028-000	O-RING, 15X2.5	1	-	1	-		



←FR.

Ref. L.O.N. (Relative ref. Number) F.R.T.
No. Description

NO INFORMATION

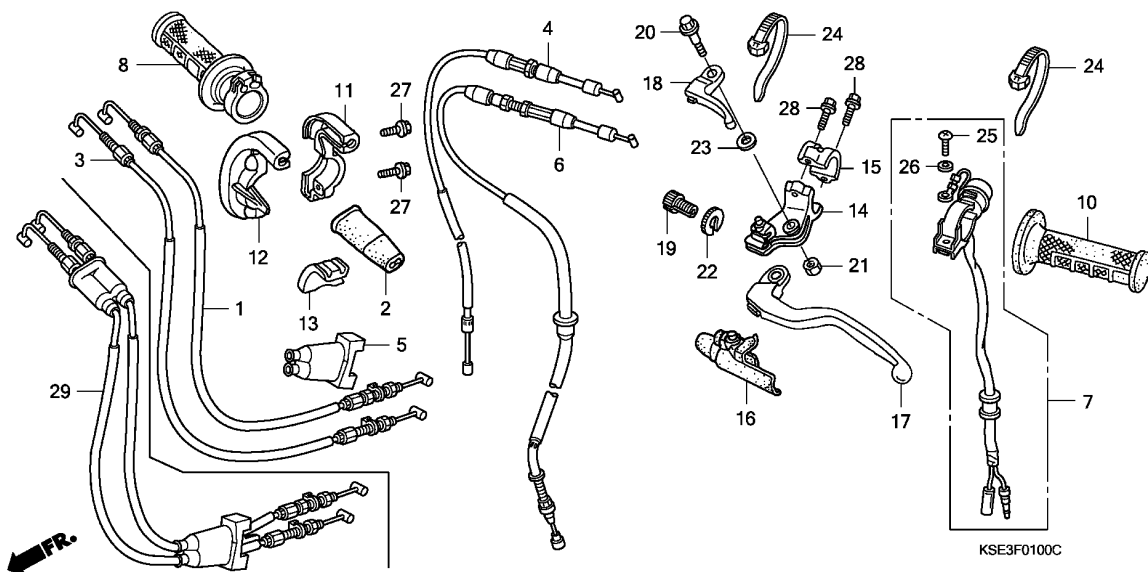
Ref. No.	Part No.	Description	Reqd. QTY		Serial No.	Parts catalogue code
			CRF150R 7 8	CRF150RB 7 8		
1	06112-KSE-700	GASKET KIT B	1	- 1	-	
		(COMPONENT PARTS)				
	11191-KSE-670	GASKET, CRANKCASE	1	- 1	-	
	11394-KSE-670	GASKET, R. COVER	1	- 1	-	
	11395-KSE-670	GASKET, L. COVER	1	- 1	-	
	19226-KSE-670	GASKET, WATER PUMP	1	- 1	-	
	90447-KE1-000	WASHER, SEALING, 7MM	2	- 2	-	
	90463-ML7-000	WASHER, SEALING, 6.5MM	4	- 4	-	
	90474-333-000	WASHER, SEALING, 8MM	2	- 2	-	
	90751-GK1-003	O-RING, 8.5X1.7	1	- 1	-	
	91302-PA9-003	O-RING, 39.8X2.2 (ARAI)	1	- 1	-	
	91303-377-000	O-RING, 13.8X2.5	1	- 1	-	
	91305-KF0-003	O-RING, 27X2 (ARAI)	1	- 1	-	
	91307-035-000	O-RING, 18X3	2	- 2	-	
	91311-PH7-003	O-RING, 13.8X2.4 (NOK)	1	- 1	-	

2

F-1

HANDLE LEVER/SWITCH/CABLE

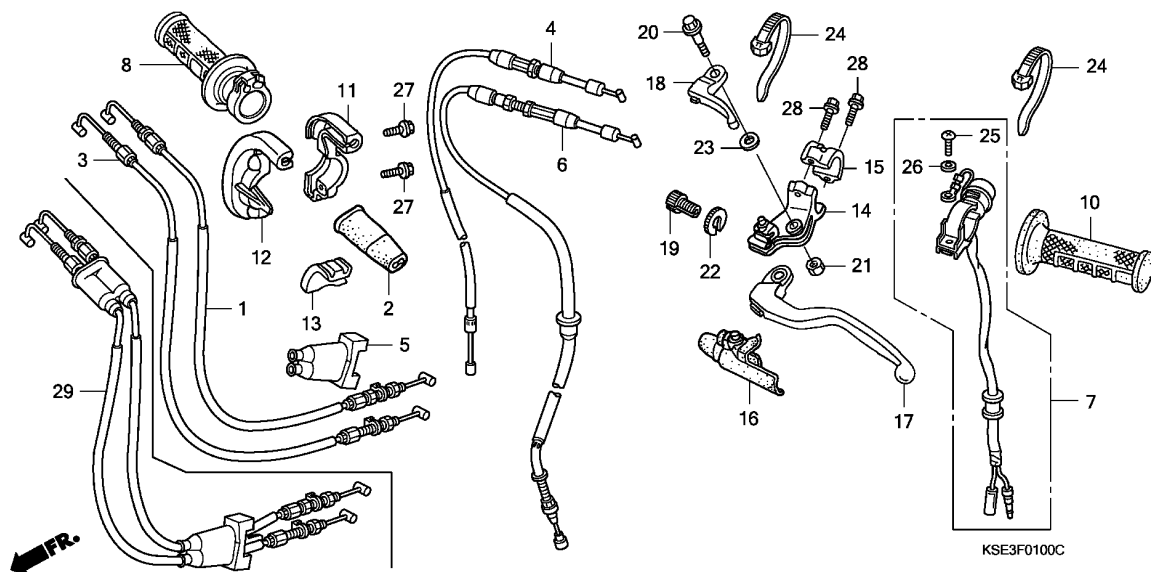
F 1



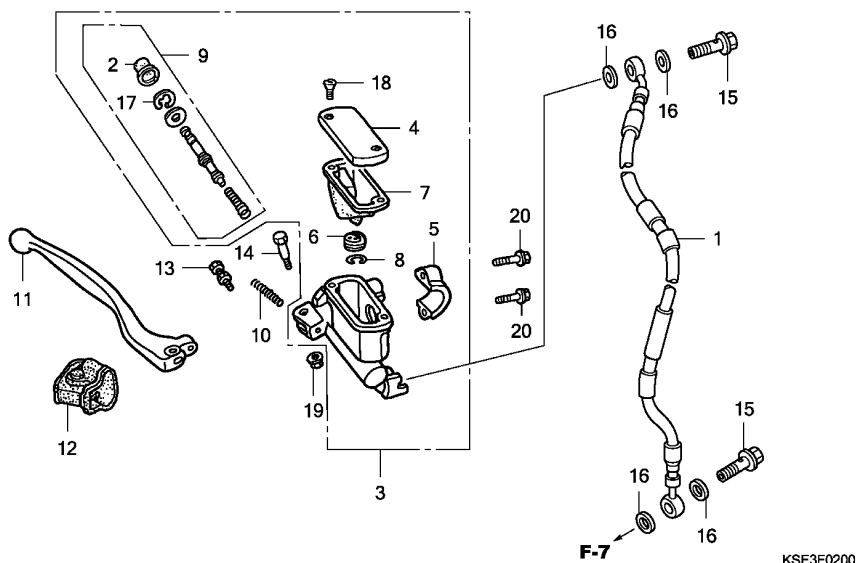
Ref. No.	L.O.N.	(Relative ref. Number) Description	F.R.T.
1		(3,29)	
1	811100	CABLE, THROTTLE	0.5
		.NOTE: Same time for two units	
4	8111B5	CABLE, HOT STARTER	0.7
6	811115	CABLE, CLUTCH	0.5
7	6151D8	SWITCH, ENGINE STOP	0.3
8		(13)	
8	810150	GRIP, THROTTLE	0.1
10	8101C0	GRIP, HANDLE :LEFT	0.1
11		(12)	
11	810155	HOUSING, THROTTLE	0.2
		.NOTE: Same time for two units	
14	8101C8	BRACKET, HANDLE LEVER :LEFT ..	0.2
17	8101C6	LEVER, HANDLE :LEFT	0.1
	8101F5	LEVER, HANDLE :BOTH	0.2
18	8101F2	LEVER, HOT STARTER	0.1

KSE3F0100C

Ref. No.	Part No.	Description	Reqd. QTY				Serial No.	Parts catalogue code
			CRF150R 7	8	CRF150RB 7	8		
1	17910-KSE-000	CABLE COMP. A, THROTTLE	1	-	1	-		
2	17913-KB7-000	COVER, THROTTLE CABLE	1	-	1	-		
3	17920-KSE-000	CABLE COMP. B, THROTTLE	1	-	1	-		
4	17950-KSE-000	CABLE COMP., HOT STARTER	1	1	1	1		
5	17960-KSE-000	COVER, THROTTLE CABLE END ...	1	-	1	-		
6	22870-KSE-000	CABLE COMP., CLUTCH	1	1	1	1		
7	35130-KSE-671	SWITCH ASSY., ENGINE STOP ...	1	1	1	1		
8	53140-KSE-000	GRIP COMP., THROTTLE	1	1	1	1		
10	53166-GBF-J60	GRIP, L. HANDLE	1	1	1	1		
11	53167-MEB-672	HOUSING, UPPER THROTTLE	1	1	1	1		
12	53168-MEB-671	HOUSING, UNDER THROTTLE	1	1	1	1		
13	53169-KSE-000	SLIDER, THROTTLE CABLE	1	1	1	1		
14	53172-MEB-670	BRACKET, L. HANDLE LEVER	1	1	1	1		
15	53174-KCE-670	HOLDER, L. LEVER BRACKET	1	1	1	1		
16	53177-MEB-670	COVER, L. HANDLE LEVER	1	1	1	1		
17	53178-MAC-740	LEVER, L. STEERING HANDLE ...	1	1	1	1		
18	53190-MEB-670	LEVER, HOT STARTER	1	1	1	1		
19	53192-203-000	BOLT, CLUTCH WIRE ADJUSTING ..	1	1	1	1		
20	90112-MEB-670	BOLT, LEVER PIVOT (NSHF)	1	1	1	1		
21	90301-782-000	NUT, U, 6MM	1	1	1	1		
22	90321-315-670	NUT, FIXING	1	1	1	1		
23	90501-KV6-670	WASHER, PLAIN, 7MM	1	1	1	1		
24	90650-KV6-003	BAND, WIRE	2	2	2	2		
25	93500-04012-1A	SCREW, PAN, 4X12	1	1	1	1		



Ref. No.	Part No.	Description	Reqd. QTY				Serial No.	Parts catalogue code
			CRF150R 7	CRF150R 8	CRF150RB 7	CRF150RB 8		
26	94111-04000	WASHER, SPRING, 4MM	1	1	1	1		
27	96001-06018-07	BOLT, FLANGE, 6X18	2	2	2	2		
28	96001-06022-00	BOLT, FLANGE, 6X22	2	2	2	2		
29	17900-KSE-710	CABLE COMP., THROTTLE	-	1	-	1		



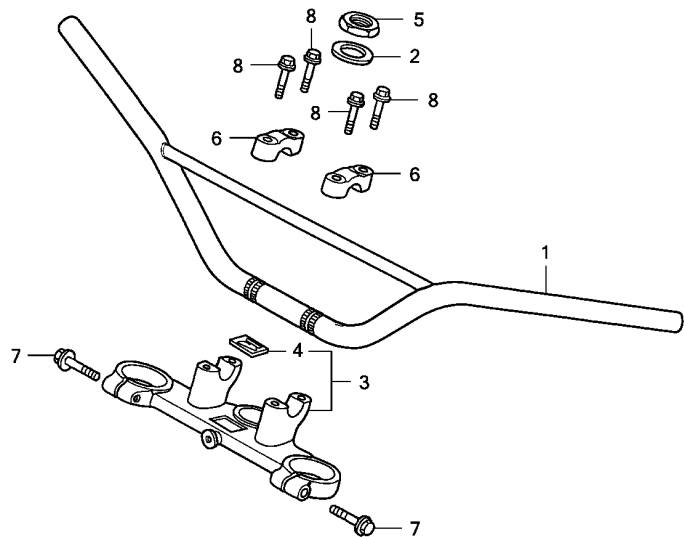
Ref. No.	L.O.N.	(Relative ref. Number) Description	F.R.T.
1	7121A0	HOSE, FRONT BRAKEINCLUDES: Bleed brakes	0.4
3	712105	CYLINDER, FRONT BRAKE MASTER - .INCLUDES: Bleed brakes	0.4
7	7121G6	DIAPHRAGM, FRONT BRAKE MASTER CYLINDER	0.1
9	7121G9	PISTON SET, FRONT BRAKE MASTER .INCLUDES: Bleed brakes	0.4
11		(12)	
	8101C7	LEVER, HANDLE :RIGHT	0.1
	8101F5	LEVER, HANDLE :BOTH	0.2

Ref. No.	Part No.	Description	Reqd. QTY				Serial No.	Parts catalogue code
			CRF150R 7	CRF150R 8	CRF150RB 7	CRF150RB 8		
1	45125-KSE-003	HOSE, FR. BRAKE	1	1	1	1		
2	45504-KN5-006	BOOT COMP.	1	1	1	1		
3	45510-GBF-J01	CYLINDER SUB ASSY., FR. BRAKE MASTER (NISSIN)	1	1	1	1		
4	45513-KCE-671	CAP, MASTER CYLINDER	1	1	1	1		
5	45517-GW0-751	HOLDER, MASTER CYLINDER	1	1	1	1		
6	45518-KA3-731	SEPARATOR COMP.	1	1	1	1		
7	45520-KA3-731	DIAPHRAGM	1	1	1	1		
8	45523-KA3-731	RING	1	1	1	1		
9	45530-KCE-671	PISTON SET, MASTER CYLINDER -	1	1	1	1		
10	53174-KN5-006	SPRING, BRAKE LEVER	1	1	1	1		
11	53175-KCE-670	LEVER, R. STEERING HANDLE ...	1	1	1	1		
12	53176-ML3-791	COVER, R. HANDLE LEVER	1	1	1	1		
13	90111-ML3-791	BOLT SET, ADJUSTER	1	1	1	1		
14	90114-166-006	BOLT, HANDLE LEVER PIVOT	1	1	1	1		
15	90145-MS9-612	BOLT, OIL, 10X22	2	2	2	2		
16	90545-300-000	WASHER, OIL BOLT	4	4	4	4		
17	90651-MA5-671	CIRCLIP	1	1	1	1		
18	93600-04012-16	SCREW, FLAT, 4X12	2	2	2	2		
19	94050-06000	NUT, FLANGE, 6MM	1	1	1	1		
20	96001-06022-00	BOLT, FLANGE, 6X22	2	2	2	2		

F-3

HANDLE PIPE/TOP BRIDGE

F 4



Ref. No.	L.O.N.	(Relative ref. Number) Description	F.R.T.
1	810100	PIPE, STEERING HANDLE	0.4
3	510110	BRIDGE, FORK TOP	0.3

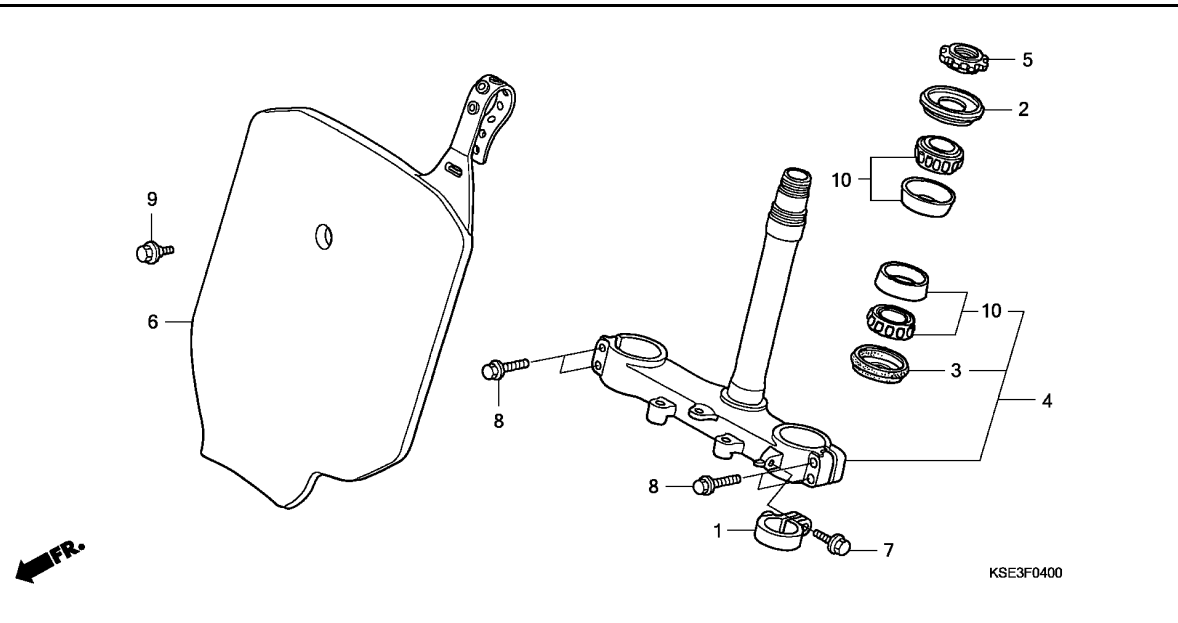
Ref. No.	Part No.	Description	Reqd. QTY				Serial No.	Parts catalogue code
			CRF150R 7	CRF150R 8	CRF150RB 7	CRF150RB 8		
1	53100-KSE-000	PIPE, STEERING HANDLE	1	1	1	1		
2	53215-GF8-000	WASHER, DUST SEAL	1	1	1	1		
3	53300-KSE-000	BRIDGE COMP., FORK TOP	1	1	1	1		
4	86150-KPG-901	EMBLEM, PRODUCT (MARUI)	1	1	1	1		
5	90304-425-000	NUT, STEERING STEM	1	1	1	1		
6	95014-22100	HOLDER B1, HANDLE PIPE UPPER	2	2	2	2		
7	96300-08035-00	BOLT, FLANGE, 8X35	2	2	2	2		
8	96400-08032-00	BOLT, FLANGE, 8X32	4	4	4	4		

3

F-4

STEERING STEM

F 5



Ref. No.	L.O.N.	(Relative ref. Number) Description	F.R.T.
4	510100	STEM OR SHAFT ASSY., STEERING (2)	0.7
5	5101B2	THREAD, STEERING HEAD TOP	0.3
6	4131K8	PLATE, FRONT NUMBER	0.1
10	5101B6	BEARING, HEAD PIPE :UPPER	0.7
	5101B7	BEARING, HEAD PIPE :LOWER	0.9
	5101C7	BEARING, HEAD PIPE :BOTH	0.9

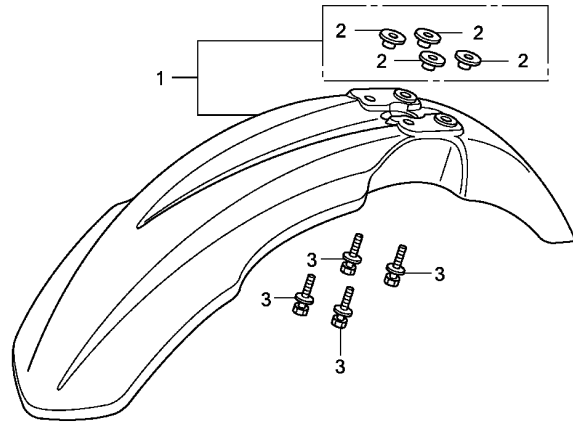
3

Ref. No.	Part No.	Description	Reqd. QTY				Serial No.	Parts catalogue code
			CRF150R 7	CRF150R 8	CRF150RB 7	CRF150RB 8		
1	45468-KS7-830	GUIDE, FR. BRAKE HOSE	1	1	1	1		
2	53214-KA3-732	DUST SEAL, STEERING HEAD (ARAI)	1	1	1	1		
3	53214-MCJ-751	DUST SEAL, STEERING HEAD (ARAI)	1	1	1	1		
4	53219-GBF-K40	STEM SUB ASSY., STEERING	1	1	1	1		
5	53229-MN1-650	THREAD, STEERING HEAD TOP ...	1	1	1	1		
6	61136-GBF-831ZB	PLATE, FR. NUMBER *NH196*.....ROSS WHITE	1	1	1	1		
7	90106-MJO-000	BOLT, FLANGE, 6X16	1	1	1	1		
8	90107-KFO-000	BOLT, FLANGE, 8X40	4	4	4	4		
9	90112-GC3-000	BOLT, SPECIAL, 5MM	1	1	1	1		
10	91015-425-831	BEARING, HEAD PIPE UPPER (NTN)	2	2	2	2		

F-5

FRONT FENDER

F 6



FR.

KSE3F0500A

Ref. No.	L.O.N.	(Relative ref. Number) Description	F.R.T.
1	4131B7	FENDER, FRONT	0.1

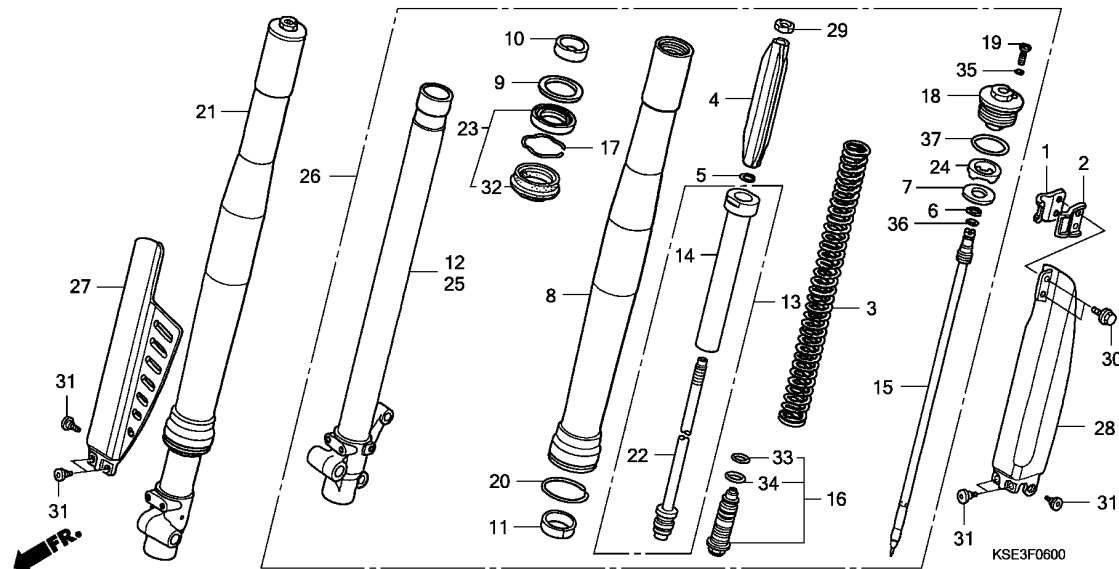
Ref. No.	Part No.	Description	Reqd. QTY				Serial No.	Parts catalogue code
			CRF150R 7	CRF150R 8	CRF150RB 7	CRF150RB 8		
1	61110-KSE-000	FENDER SUB ASSY., FR.	1	1	1	1		
2	90512-KZ4-J20	COLLAR, FR. FENDER	4	4	4	4		
3	93404-06016-08	BOLT-WASHER, 6X16	4	4	4	4		

3

F-6

FRONT FORK

F 7



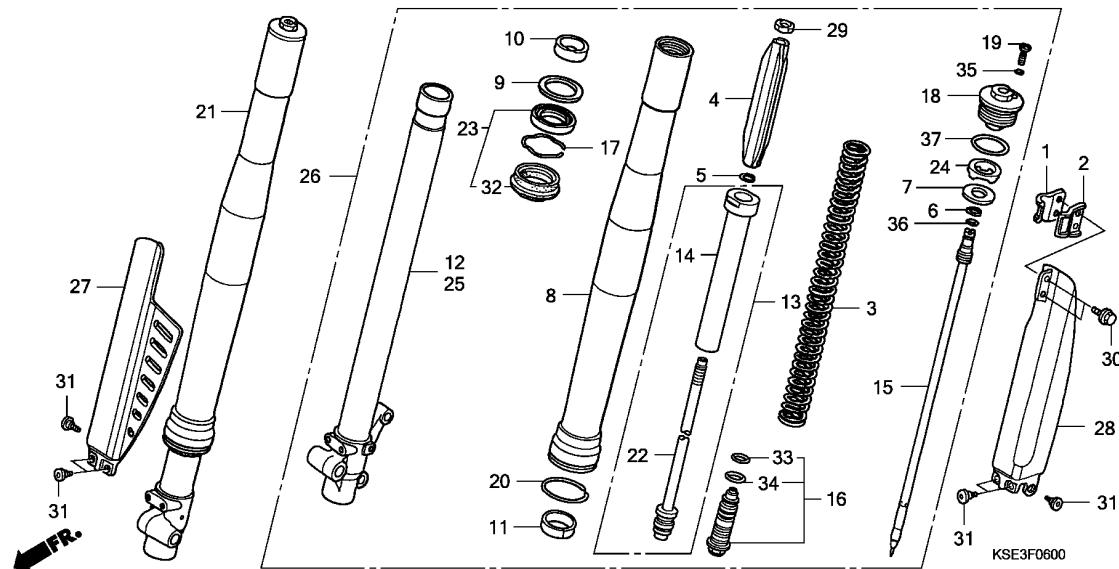
Ref. No.	L.O.N.	(Relative ref. Number) Description	F.R.T.
3	5111C5	SPRING, FRONT FORK :LEFT	0.6
	5111C6	SPRING, FRONT FORK :RIGHT	0.6
	5111C7	SPRING, FRONT FORK :BOTH	0.9
8	5111C8	TUBE, OUTER :LEFT	1.0
	5111C9	TUBE, OUTER :RIGHT	1.0
	5111D0	TUBE, OUTER :BOTH	1.7
12	5111D5	PIPE, SLIDE :RIGHT	1.0
	5111D6	PIPE, SLIDE :BOTH	1.7
13		(15,16,33,34)	
	5111D8	DAMPER, FRONT FORK :LEFT	0.8
	5111D9	DAMPER, FRONT FORK :RIGHT	0.8
	5111E0	DAMPER, FRONT FORK :BOTH	1.3
21	5111C3	FORK ASSY., FRONT :RIGHT	0.4
	5111C4	FORK ASSY., FRONT :BOTH	0.5
23		(9,10,11)	
	5111E7	SEAL SET, FRONT FORK :LEFT ...	0.9
	5111E8	SEAL SET, FRONT FORK :RIGHT ..	0.9
	5111E9	SEAL SET, FRONT FORK :BOTH ...	1.5
25	5111D4	PIPE, SLIDE :LEFT	1.0
	5111D6	PIPE, SLIDE :BOTH	1.7
26	5111C2	FORK ASSY., FRONT :LEFT	0.4
	5111C4	FORK ASSY., FRONT :BOTH	0.5
27	5111F5	PROTECTOR, FRONT FORK :RIGHT ..	0.1
	5111H6	PROTECTOR, FRONT FORK :BOTH ..	0.2
+28	5111F4	PROTECTOR, FRONT FORK :LEFT ..	0.2

Ref. No.	Part No.	Description	Reqd. QTY				Serial No.	Parts catalogue code
			CRF150R 7	CRF150RB 8	CRF150R 7	CRF150RB 8		
1	45461-GBF-J00	CLAMPER A, FR. BRAKE HOSE ...	1	1	1	1		
2	45462-GBF-J00	CLAMPER B, FR. BRAKE HOSE ...	1	1	1	1		
3	51401-KSE-671	SPRING, FR. FORK (3.33N/MM,0.34KGF/MM)	2	2	(2)	(2)		
	51401-KSE-841	SPRING, FR. FORK (3.53N/MM,0.36KGF/MM)	(2)	(2)	2	2		
	51402-KSE-671	SPRING, FR. FORK (3.14N/MM,0.32KGM/MM)	(2)	(2)	-	-		
	51403-KSE-671	SPRING, FR. FORK (3.73N/MM,0.38KGF/MM)	-	-	(2)	(2)		
4	51404-GBF-831	GUIDE, SPRING	2	2	2	2		
5	51405-GBF-831	RING, STOPPER	2	2	2	2		
6	51405-MC7-003	RING, STOPPER	2	2	2	2		
7	51408-GBF-831	SEAT, SPRING	2	2	2	2		
8	51410-KSE-671	TUBE, OUTER	2	2	-	-		
	51410-KSE-841	-	-	2	2		
9	51412-461-003	RING, BACK UP	2	2	2	2		
10	51414-GBF-831	BUSH, GUIDE	2	2	2	2		
11	51415-GBF-831	BUSH, SLIDER	2	2	2	2		
12	51420-KSE-671	PIPE COMP., R. SLIDE	1	1	1	1		
13	51430-KSE-671	DAMPER COMP., FR.	2	-	2	-		
	51430-KSE-631	-	2	-	2	----- ED,U ----- DE	
14	51431-KSE-671	DAMPER SUB COMP., FR.	2	-	2	-		
	51431-KSE-631	-	2	-	2	----- ED,U ----- DE	
15	51436-GBF-J01	NEEDLE, REBOUND	2	2	2	2		

F-6

FRONT FORK

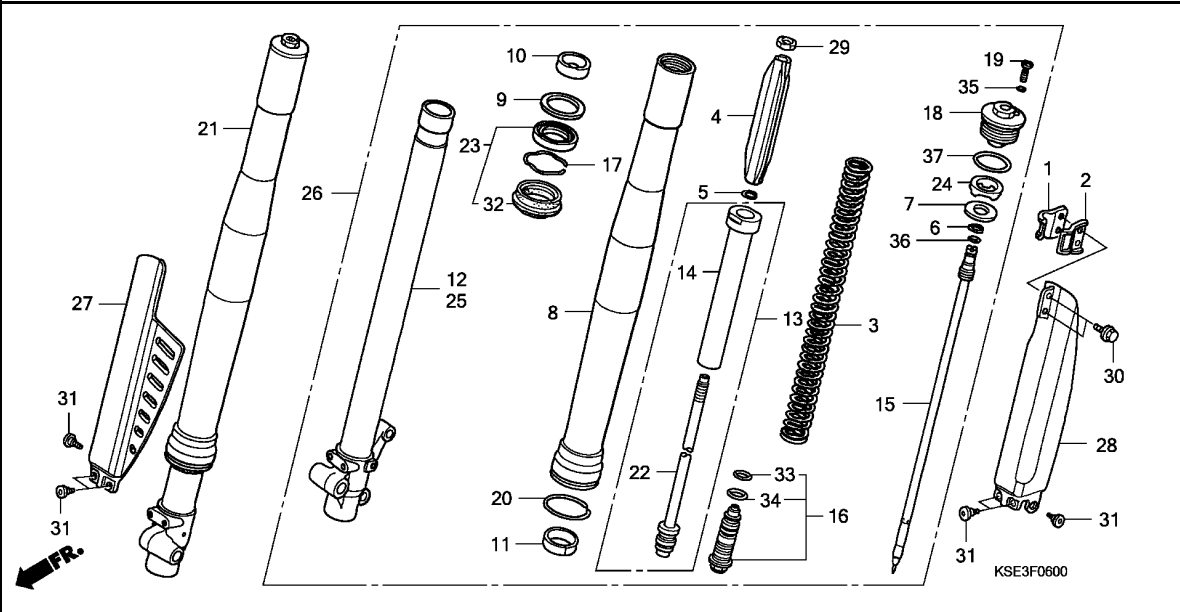
F 8



Ref. No.	L.O.N.	(Relative ref. Number) Description	F.R.T.
+28	5111H6	PROTECTOR, FRONT FORK :BOTH ..	0.2

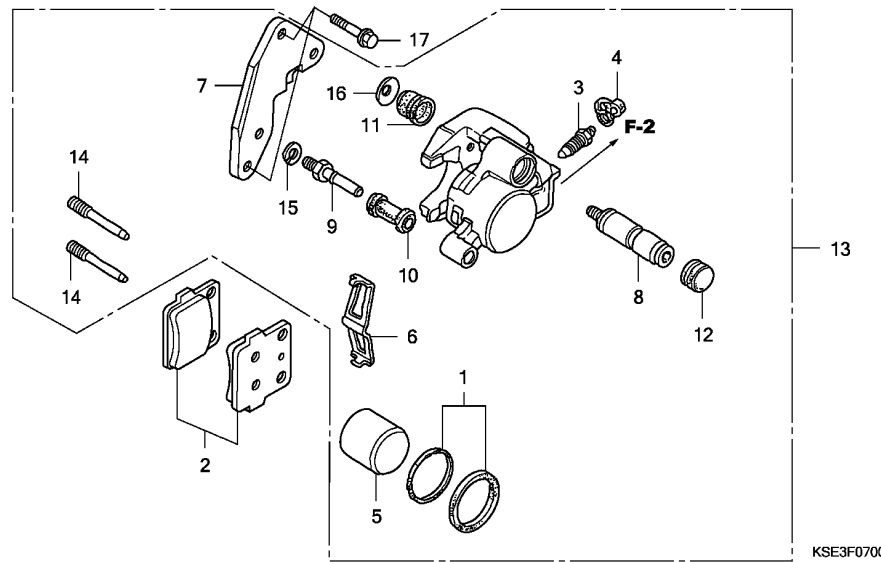
Ref. No.	Part No.	Description	Reqd. QTY				Serial No.	Parts catalogue code
			CRF150R 7	CRF150RB 8	CRF150R 7	CRF150RB 8		
16	51441-KSE-671	BOLT COMP., CENTER	2	-	2	-		
	51441-KSE-631	-	2	-	2	-----	ED,U DE
17	51447-KR6-003	RING, OIL SEAL STOPPER	2	2	2	2		
18	51450-GBF-831	BOLT, FR. FORK	2	2	2	2		
19	51456-KZ3-731	BOLT, PLUG	2	2	2	2		
20	51476-GBF-831	RING, WEAR	2	2	2	2		
21	51480-KSE-671	FORK SUB ASSY., R. FR.	1	-	-	-		
	51480-KSE-631	-	1	-	-	-----	ED,U DE
	51480-KSE-841	-	-	1	-		
	51480-KSE-D01	-	-	-	1	-----	ED,U DE
22	51481-KSE-671	ROD COMP., PISTON	2	-	2	-		
	51481-KSE-631	-	2	-	2	-----	ED,U DE
23	51490-GBF-J21	SEAL SET, FR. FORK	2	2	2	2		
24	51517-GBF-831	RUBBER, STOPPER	2	2	2	2		
25	51520-KSE-671	PIPE COMP., L. SLIDE	1	1	1	1		
26	51580-KSE-671	FORK SUB ASSY., L. FR.	1	-	-	-		
	51580-KSE-631	-	1	-	-	-----	ED,U DE
	51580-KSE-841	-	-	1	-		
	51580-KSE-D01	-	-	-	1	-----	ED,U DE
27	51610-GBF-680ZB	PROTECTOR, R. FR. FORK	1	1	1	1		
	TNATURALNATURAL	1	1	1	1		





3

Ref. No.	Part No.	Description	Reqd. QTY		Serial No.	Parts catalogue code
			CRF150R 7	CRF150RB 8		
28	51620-GBF-680ZB	PROTECTOR, L. FR. FORK *TNATURAL*.....NATURAL	1	1	1	1
29	52482-GBF-831	NUT, HEX., 10MM	2	2	2	2
30	90113-KZ3-000	BOLT, FLANGE, 6MM	2	2	2	2
31	90113-MAC-780	BOLT, PROTECTOR	6	6	6	6
32	91254-GBF-831	DUST SEAL	2	2	2	2
33	91256-GC5-003	O-RING, 15.5X1.5	2	2	2	2
34	91258-KZ3-B01	O-RING, 18.8X1.9	2	2	2	2
35	91301-KZ3-731	O-RING, 2.8X1.9	2	2	2	2
36	91310-MJO-003	O-RING	2	2	2	2
37	91356-MW0-003	O-RING, 37.2X2.4 (SHOWA)	2	2	2	2



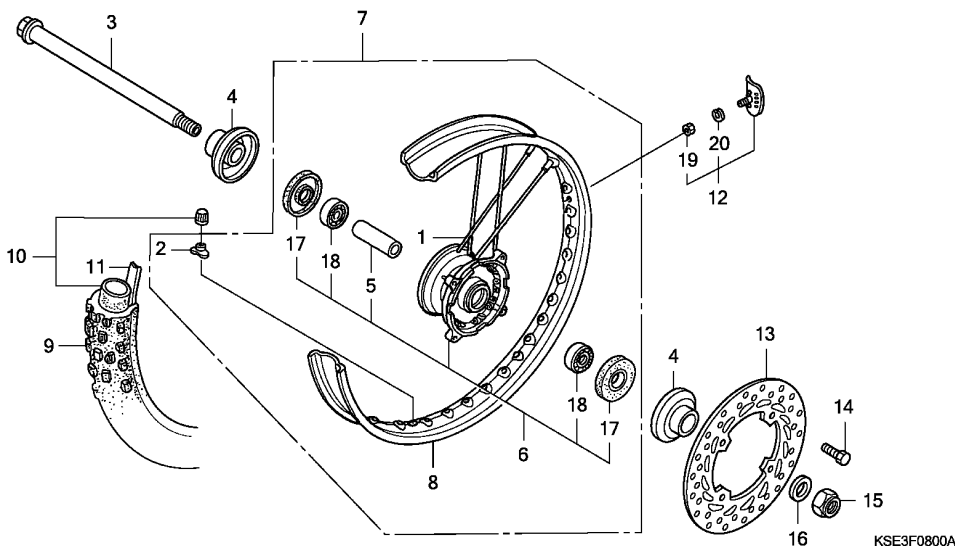
Ref. No.	L.O.N.	(Relative ref. Number) Description	F.R.T.
2	711115	SHOE(PAD) SET, BRAKE :FRONT ..	0.1
5		(1)	
	7111D1	PISTON, FRONT BRAKE CALIPER ..	0.5
		.INCLUDES: Bleed brakes	
7	7111G0	BRACKET, FRONT CALIPER	0.2
13	711130	CALIPER, FRONT BRAKE	0.4
		.INCLUDES: Bleed brakes	

Ref. No.	Part No.	Description	Reqd. QTY				Serial No.	Parts catalogue code
			CRF150R 7	CRF150RB 8	CRF150RB 7	CRF150RB 8		
1	06451-166-405	SEAL SET, PISTON	1	1	1	1		
2	06455-KSE-006	PAD SET, FR.	1	-	1	-		
	06455-KSE-016	-	1	-	1		
3	43352-568-003	SCREW, BLEEDER (NISSIN)	1	1	1	1		
4	43353-461-771	CAP, BLEEDER	1	1	1	1		
5	45107-166-006	PISTON	1	1	1	1		
6	45108-166-006	SPRING, PAD	1	1	1	1		
7	45110-KSE-006	BRACKET, L. FR.	1	1	1	1		
8	45115-GE3-602	PIN, SLIDE	1	1	1	1		
9	45131-GZ0-006	BOLT, PIN	1	1	1	1		
10	45132-166-016	BOOT, PIN BUSH (NISSIN)	1	1	1	1		
11	45133-166-016	BOOT, PIN	1	1	1	1		
12	45134-GE3-601	DUST PLUG	1	1	1	1		
13	45150-KSE-006	CALIPER SUB ASSY., L. FR. ...	1	1	1	1		
14	45215-GC4-602	PIN, HANGER	2	2	2	2		
15	45216-166-006	WASHER, WAVE	1	1	1	1		
16	45218-166-006	WASHER, CONICAL SPRING	1	1	1	1		
17	90131-KW6-840	BOLT, FLANGE, 8X32	2	2	2	2		

F-8

FRONT WHEEL

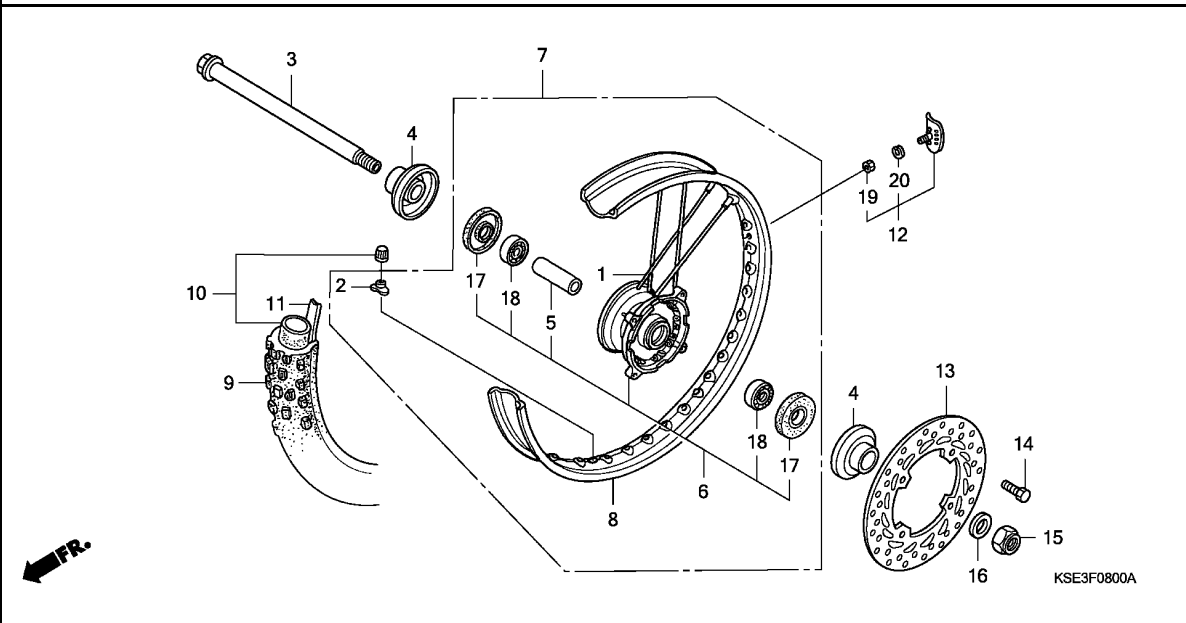
F11



Ref. No.	L.O.N.	(Relative ref. Number) Description	F.R.T.
3	710151	AXLE, FRONT WHEEL	0.2
6	710103	HUB, FRONT WHEEL	2.3
7	710104	FRONT WHEEL	0.8
8	710109	RIM, WHEEL :FRONT	2.2
9	710139	FRONT TIRE(ONE)	0.7
10	710140	TUBE, FRONT TIRE(ONE)	0.7
13	711120	DISC, FRONT BRAKE	0.3
18	710115	BEARING, FRONT WHEEL(ONE)	0.4
	710115G	.Replace 1 bearing add	0.1

Ref. No.	Part No.	Description	Reqd. QTY				Serial No.	Parts catalogue code
			CRF150R 7	CRF150R 8	CRF150RB 7	CRF150RB 8		
1	06440-KSE-670	SPOKE SET A, FR.	28	28	-	-		
	06440-KSE-840	-	-	28	28		
2	42714-KA3-710	CAP, VALVE	1	1	1	1		
3	44301-KSE-000	AXLE, FR. WHEEL	1	1	1	1		
4	44312-KSE-000	COLLAR COMP., FR. WHEEL SIDE	2	2	2	2		
5	44620-KSE-000	COLLAR, FR. WHEEL DISTANCE ..	1	1	1	1		
6	44635-KSE-670	HUB SUB ASSY., FR.	1	1	1	1		
7	44650-KSE-670	WHEEL SUB ASSY., FR.	1	1	-	-		
	44650-KSE-840	-	-	1	1		
8	44701-KSE-671	RIM, FR. WHEEL	1	1	-	-		
	44701-KSE-841	-	-	1	1		
9	44711-GS2-752	TIRE, FR. (INOUE)						
		(70/100-17 40M M68)	1	1	-	-	----- U	
	44711-GS2-771	TIRE, FR. (BRIDGESTONE)						
		(70/100-17 40M M23)	1	1	-	-	----- DE,ED	
	44711-GBF-871	TIRE, FR. (BRIDGESTONE)						
		(70/100-19 42M M61)	-	-	1	1		
10	44712-GC4-601	TUBE, TIRE (BRIDGESTONE)						
		(70/100-17)	1	1	-	-	----- DE,ED	
	44712-GC4-611	TUBE, TIRE (70/100-17) (INOUE)	1	1	-	-	----- U	
	44712-GBF-871	TUBE, TIRE (BRIDGESTONE)						
		(70/100-19)	-	-	1	1		
11	44713-GC4-003	FLAP, TIRE (1.85-17)						
		(BRIDGESTONE)	1	1	-	-	----- DE,ED	
	44713-GC4-671	FLAP, TIRE (1.40-17) (INOUE)	1	1	-	-	----- U	
	44713-110-003	FLAP, TIRE (1.40-19)						
		(BRIDGESTONE)	-	-	1	1		

3

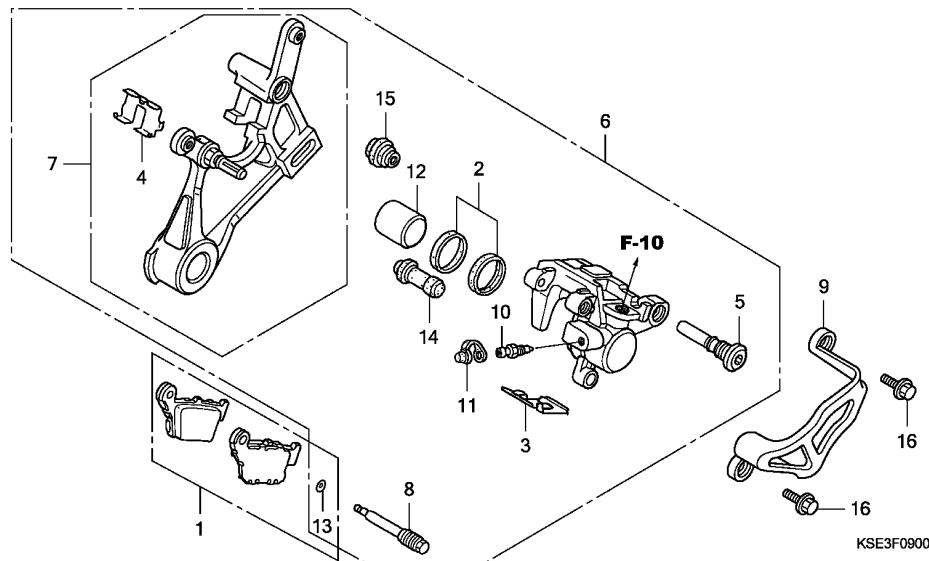


Ref. No.	Part No.	Description	Reqd. QTY				Serial No.	Parts catalogue code
			CRF150R 7	CRF150R 8	CRF150RB 7	CRF150RB 8		
12	44715-GC4-000	STOPPER, BEAD (1.40)	1	1	1	1		
13	45351-KSE-000	DISK, FR. BRAKE	1	1	1	1		
14	90105-KAE-870	BOLT, DISK, 6X17	4	4	4	4		
15	90305-197-013	NUT, U, 14MM	1	1	1	1		
16	90510-KY1-000	WASHER, PLAIN, 15MM	1	1	1	1		
17	90745-GC4-701	DUST SEAL, 32X21X5(NOK)	2	2	2	2		
18	91052-KSE-003	BEARING, RADIAL BALL, 6002 ..	2	2	2	2		
19	94001-08000-0S	NUT, HEX., 8MM	1	1	1	1		
20	94111-08000	WASHER, SPRING, 8MM	1	1	1	1		

F-9

REAR BRAKE CALIPER

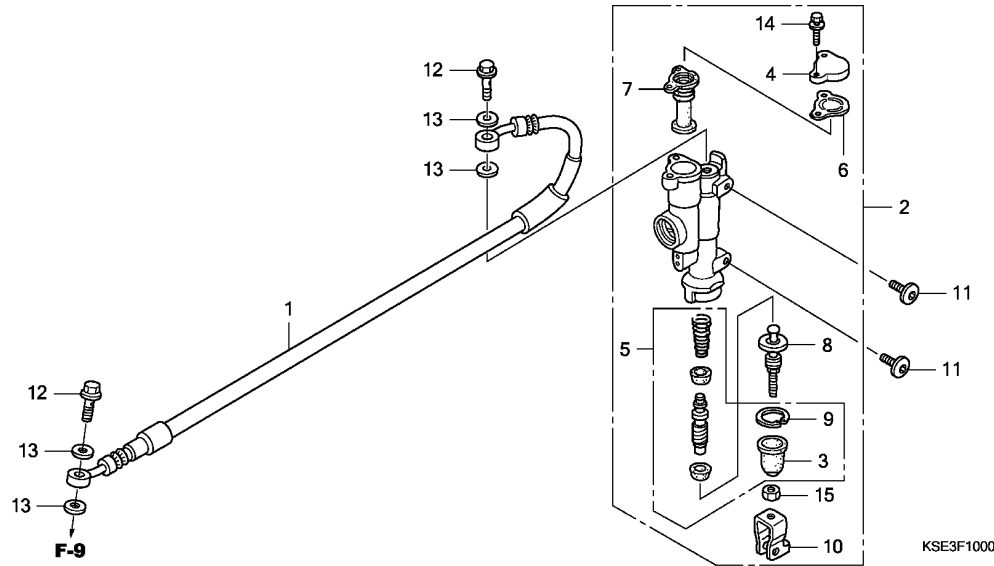
F13



Ref. No.	L.O.N.	(Relative ref. Number) Description	F.R.T.
1	711140	SHOE(PAD) SET, BRAKE :REAR ...	0.1
6	711155	CALIPER, REAR BRAKEINCLUDES: Bleed brakes	0.5
7	7111C1	BRACKET, REAR CALIPER	0.4
9	7111C9	GUARD, REAR CALIPER	0.1
12	7111D5	PISTON, REAR BRAKE CALIPERINCLUDES: Bleed brakes	0.6

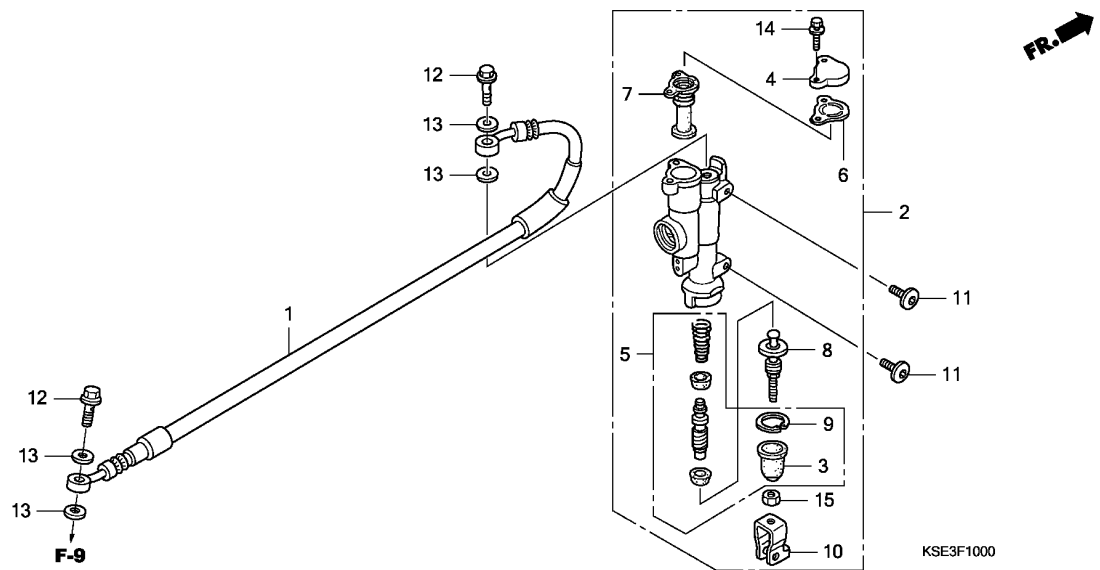
3

Ref. No.	Part No.	Description	Reqd. QTY				Serial No.	Parts catalogue code
			CRF150R 7	CRF150RB 8	CRF150RB 7	CRF150RB 8		
1	06435-KRN-711	PAD SET, RR.	1	-	1	-		
	06435-KRN-712	-	1	-	1		
2	06451-MZ2-405	SEAL SET, PISTON	1	1	1	1		
3	43108-KZ4-J41	SPRING, PAD	1	1	1	1		
4	43112-KZ4-J41	RETAINER, BRACKET	1	1	1	1		
5	43131-KW3-006	BOLT, PIN	1	1	1	1		
6	43150-KSE-006	CALIPER SUB ASSY., RR. BRAKE	1	1	1	1		
7	43190-KSE-006	BRACKET SUB ASSY., RR.	1	1	1	1		
8	43215-KZ4-J41	PIN, HANGER	1	1	1	1		
9	43340-MEY-000ZA	GUARD, RR. CALIPER						
		TNATURAL.....NATURAL	1	1	1	1		
10	43352-568-003	SCREW, BLEEDER (NISSIN)	1	1	1	1		
11	43353-461-771	CAP, BLEEDER	1	1	1	1		
12	45107-MCT-006	PISTON (22 A)	1	1	1	1		
13	45111-MAJ-G41	RING, STOPPER	1	1	1	1		
14	45132-166-016	BOOT, PIN BUSH (NISSIN)	1	1	1	1		
15	45133-MA3-006	BOOT B	1	1	1	1		
16	90004-GHB-600	BOLT, FLANGE, 6X10(NSHF)	2	2	2	2		

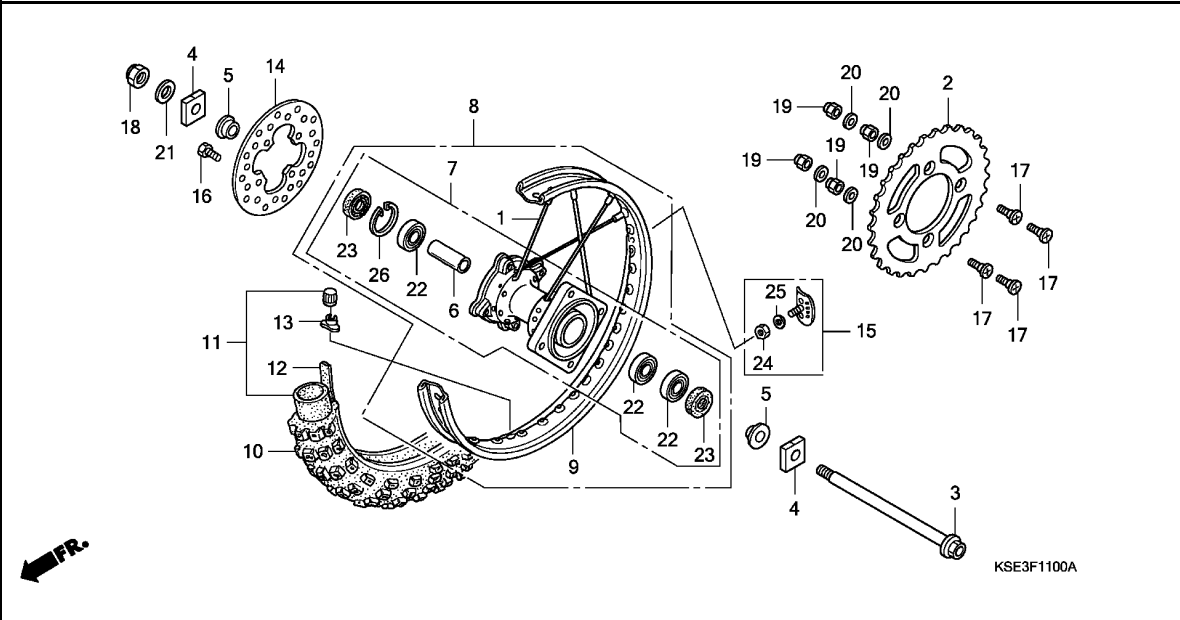


Ref. No.	L.O.N.	(Relative ref. Number) Description	F.R.T.
1	712130	HOSE, REAR BRAKEINCLUDES: Bleed brakes	0.6
2	712125	CYLINDER, REAR BRAKE MASTER .. .INCLUDES: Bleed brakes	0.4
5	7121H0	PISTON SET, REAR BRAKE MASTER .INCLUDES: Bleed brakes	0.5
7	7121G7	DIAPHRAGM, REAR BRAKE MASTER CYLINDER	0.1

Ref. No.	Part No.	Description	Reqd. QTY				Serial No.	Parts catalogue code
			CRF150R 7	8	CRF150RB 7	8		
1	43310-KSE-003	HOSE COMP., RR. BRAKE	1	1	-	-		
	43310-KSE-841	-	-	1	1		
2	43500-KSE-006	CYLINDER ASSY., RR. BRAKE MASTER	1	-	1	-	7K001210 U	
			1	-	-	-	7K000571 ED	
			-	-	1	-	7K001477 ED	
	43500-KSE-016	1	-	1	-	7K001211 U	
			1	-	-	-	7K000572 ED	
			-	-	1	-	7K001478 ED	
			-	1	-	1		
3	43504-MB2-006	BOOT COMP.	1	1	1	1		
4	43513-KZ4-J41	CAP, MASTER CYLINDER	1	1	1	1		
5	43520-KSE-006	PISTON SET, MASTER CYLINDER ..	1	-	1	-	7K001210 U	
			1	-	-	-	7K000571 ED	
			-	-	1	-	7K001477 ED	
	43520-KSE-016	1	-	1	-	7K001211 U	
			1	-	-	-	7K000572 ED	
			-	-	1	-	7K001478 ED	
			-	1	-	1		
6	43521-KZ4-J41	PLATE, DIAPHRAGM	1	1	1	1		
7	43522-KZ4-J41	DIAPHRAGM	1	1	1	1		
8	43530-KZ4-J41	ROD COMP., PUSH	1	1	1	1		
9	46182-500-013	CIRCLIP	1	-	1	-	7K001210 U	
			1	-	-	-	7K000571 ED	
			-	-	1	-	7K001477 ED	

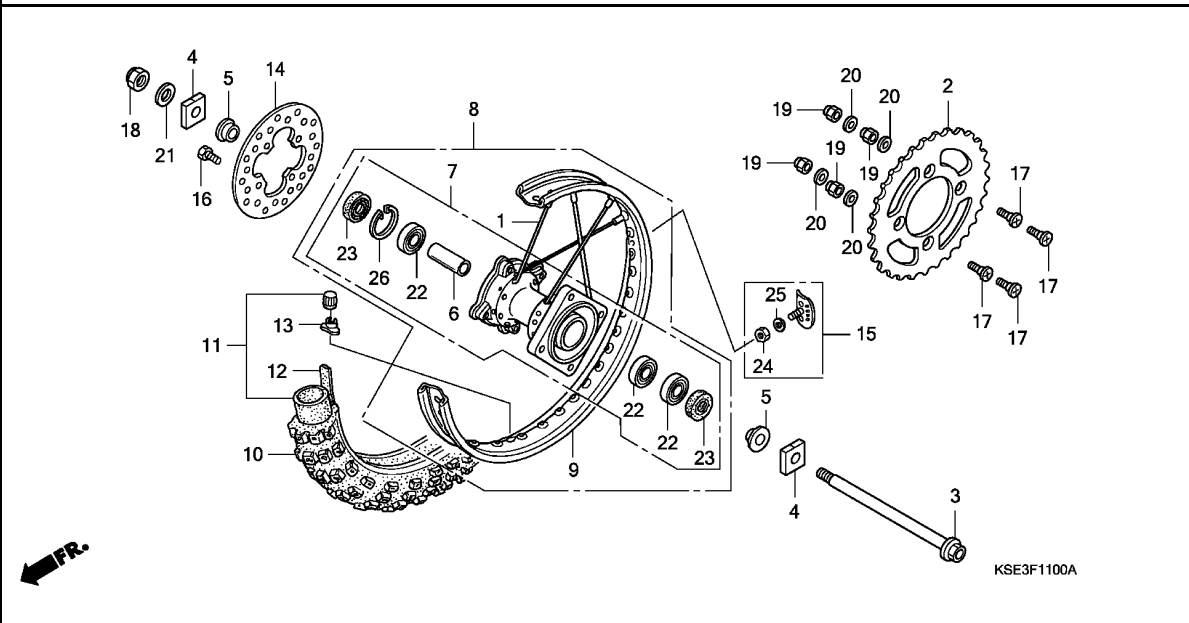


Ref. No.	Part No.	Description	Reqd. QTY				Serial No.	Parts catalogue code
			CRF150R 7	8	CRF150RB 7	8		
(9)	46182-MEL-D21	CIRCLIP	1	-	1	-	7K001211 ----- U 7K000572 ----- ED 7K001478 ----- ED	
10	46504-KZ4-J41	JOINT, BRAKE ROD	1	1	1	1		
11	90106-KSE-000	SCREW, PAN, 6X12	2	2	2	2		
12	90145-MS9-612	BOLT, OIL, 10X22	2	2	2	2		
13	90545-300-000	WASHER, OIL BOLT	4	4	4	4		
14	93401-04016-00	BOLT-WASHER, 4X16	2	2	2	2		
15	94002-06000-0S	NUT, HEX., 6MM	1	1	1	1		

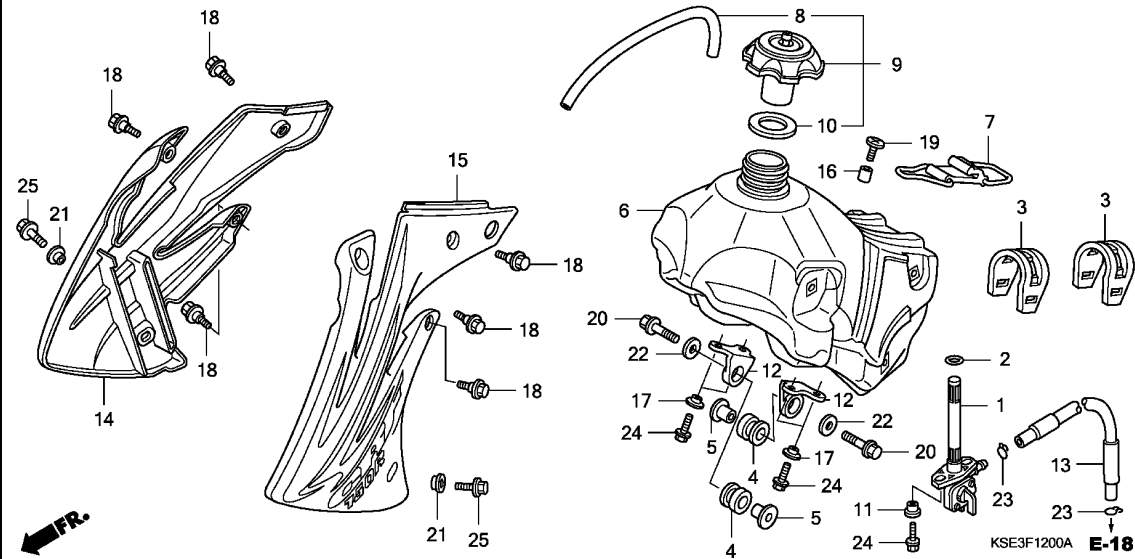


Ref. No.	L.O.N.	(Relative ref. Number) Description	F.R.T.
2	7101A0	SPROCKET, FINAL DRIVEN	0.4
3	710160	AXLE, REAR WHEEL	0.3
7	710121	HUB, REAR WHEEL	2.4
8	710118	REAR WHEEL	0.9
9	710127	RIM, WHEEL :REAR	2.3
10	710142	REAR TIRE(ONE)	0.8
11	7101A7	TUBE, REAR TIRE(ONE)	0.8
14	711145	DISC, REAR BRAKE	0.4
22	710133	BEARING, REAR WHEEL(ONE)	0.5
	710133G	.Replace 1 bearing add	0.1
	710133A	.Replace 2 bearings add	0.2

Ref. No.	Part No.	Description	Reqd. QTY				Serial No.	Parts catalogue code
			CRF150R 7	CRF150R 8	CRF150RB 7	CRF150RB 8		
1	06420-KSE-670	SPOKE SET, RR.	32	32	-	-		
	06420-KSE-840	-	-	32	32		
2	41201-KSE-670	SPROCKET, FINAL DRIVEN (50T)	1	1	-	-		
	41201-GBF-K00	SPROCKET, FINAL (50T) (SUNSTAR)	(1)	(1)	-	-		
	41201-GBF-830	SPROCKET, FINAL (49T) (SUNSTAR)	(1)	(1)	-	-		
	41203-GBF-830	SPROCKET, FINAL (51T) (SUNSTAR)	(1)	(1)	-	-		
	41201-KSE-840	SPROCKET, FINAL DRIVEN (56T)	-	-	1	1		
	41201-GBF-K10	SPROCKET, FINAL (56T) (SUNSTAR)	-	-	(1)	(1)		
	41201-GBF-860	SPROCKET, FINAL (55T) (SUNSTAR)	-	-	(1)	(1)		
	41202-GBF-860	SPROCKET, FINAL (57T) (SUNSTAR)	-	-	(1)	(1)		
3	42301-KSE-000	AXLE, RR. WHEEL	1	1	1	1		
4	42305-KSE-000	COLLAR, RR. AXLE	2	2	2	2		
5	42311-KSE-000	COLLAR, RR. WHEEL SIDE	2	2	2	2		
6	42620-KSE-000	COLLAR, RR. WHEEL DISTANCE ..	1	1	1	1		
7	42635-KSE-670	HUB SUB ASSY., RR.	1	1	1	1		
8	42650-KSE-670	WHEEL SUB ASSY., RR.	1	1	-	-		
	42650-KSE-840	-	-	1	1		
9	42701-KSE-671	RIM, RR. WHEEL	1	1	-	-		
	42701-KSE-841	-	-	1	1		
10	42711-GS2-752	TIRE, RR. (INOUE) (90/100-14 49M M5C)	1	1	-	-	----- U	
	42711-GS2-771	TIRE, RR. (BRIDGESTONE) (90/100-14 49M M22)	1	1	-	-	----- DE,ED	
	42711-GBF-871	TIRE, RR. (BRIDGESTONE) (90/100-16 52M M58)	-	-	1	1		
11	42712-GC4-601	TUBE, TIRE (BRIDGESTONE) (90/100-14)	1	1	-	-	----- DE,ED	

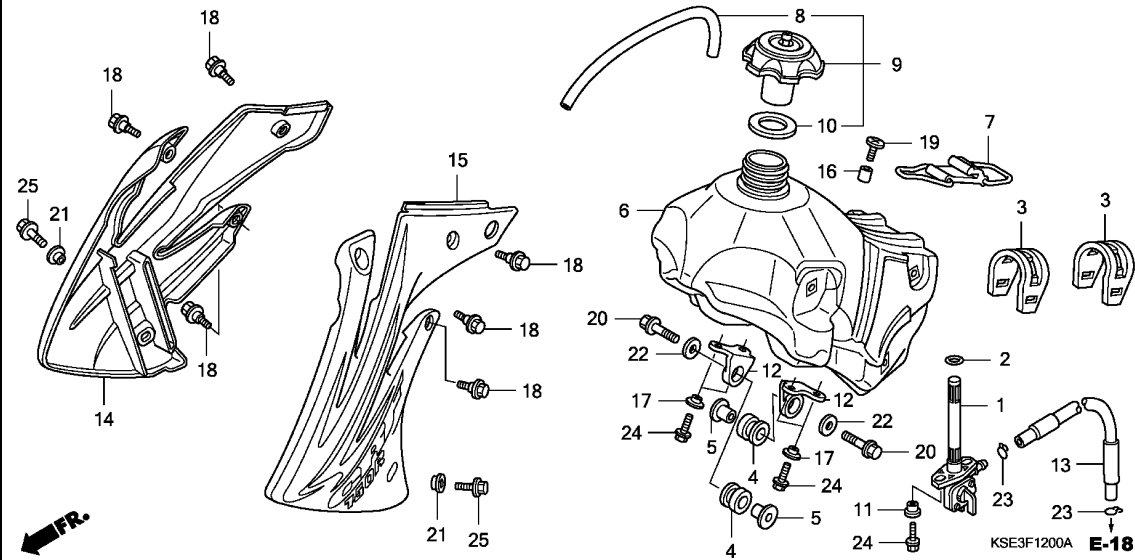


Ref. No.	Part No.	Description	Reqd. QTY				Serial No.	Parts catalogue code
			CRF150R 7	CRF150R 8	CRF150RB 7	CRF150RB 8		
11)	42712-GC4-611	TUBE, TIRE (90/100-14) (INOUE)	1	1	-	-	----- U	
	42712-GBF-871	TUBE, TIRE (BRIDGESTONE) (90/100-16)	-	-	1	1		
12	42713-GC4-003	FLAP, TIRE (BRIDGESTONE) (1.60-14)	1	1	-	-	----- DE,ED	
	42713-GC4-671	FLAP, TIRE (INOUE) (1.60-14)	1	1	-	-	----- U	
	44713-118-003	FLAP, TIRE (BRIDGESTONE) (1.85X16)	-	-	1	1		
13	42714-KA3-710	CAP, VALVE	1	1	1	1		
14	43351-KSE-000	DISK, RR. BRAKE	1	1	1	1		
15	44715-MA0-770	STOPPER, BEAD (1.60)	1	1	-	-		
	42715-KA2-680	STOPPER, BEAD (1.85)	-	-	1	1		
16	90105-KAE-870	BOLT, DISK, 6X17	4	4	4	4		
17	90125-KA4-000	SCREW, FLAT, 8X31	4	4	4	4		
18	90305-GW2-711	NUT, U, 16MM	1	1	1	1		
19	90309-ML3-791	NUT, U, 8MM	4	4	4	4		
20	90465-MC4-000	WASHER, 8MM	4	4	4	4		
21	90501-GBM-750	WASHER, 16MM	1	1	1	1		
22	91051-KSE-003	BEARING, RADIAL BALL, 6003 ..	3	3	3	3		
23	91205-VM6-003	DUST SEAL, 23X35X7	2	2	2	2		
24	94001-08000-OS	NUT, HEX., 8MM	1	1	1	1		
25	94111-08000	WASHER, SPRING, 8MM	1	1	1	1		
26	94520-35000	CIRCLIP, INTERNAL, 35MM	1	1	1	1		

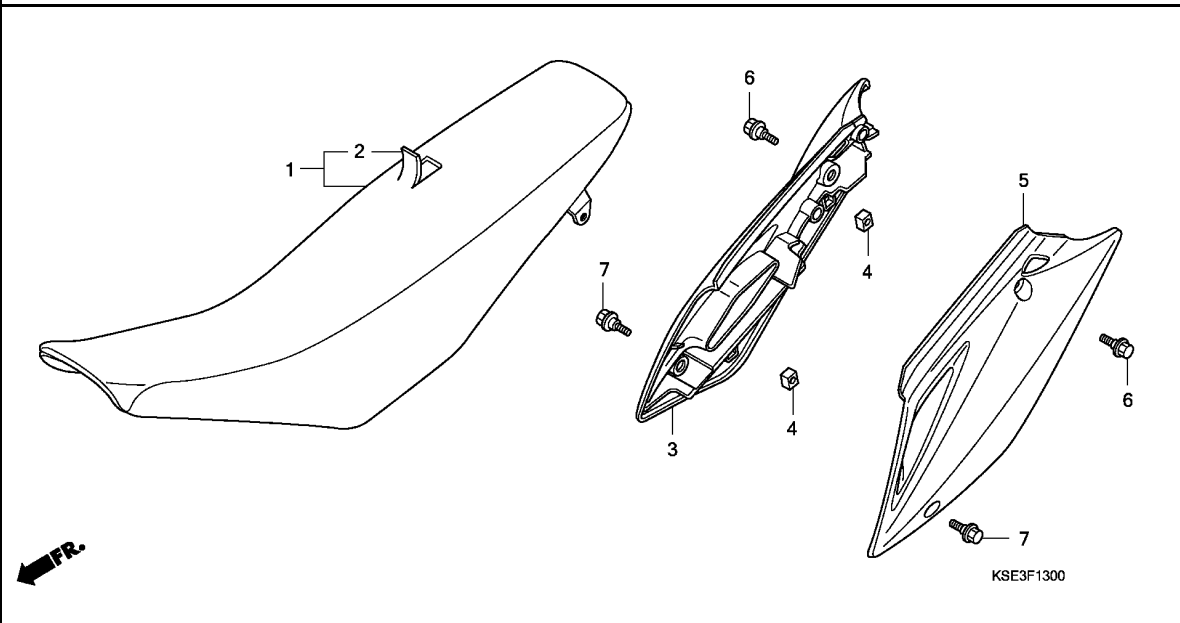


Ref. No.	L.O.N.	(Relative ref. Number) Description	F.R.T.
1	(2)		
	310110	COCK ASSY., FUEL	0.2
6	310100	TANK, FUEL	0.3
14	1151A0	SHROUD, RADIATOR :RIGHT	0.1
	1151A5	SHROUD, RADIATOR :BOTH	0.1
15	115126	SHROUD, RADIATOR :LEFT	0.1
	1151A5	SHROUD, RADIATOR :BOTH	0.1

Ref. No.	Part No.	Description	Reqd. QTY				Serial No.	Parts catalogue code
			CRF150R 7	CRF150R 8	CRF150RB 7	CRF150RB 8		
1	16950-KSE-003	COCK ASSY., FUEL	1	1	1	1		
2	16997-467-000	O-RING, 11.8X3.55	1	1	1	1		
3	17506-KZ3-860	RUBBER, FUEL TANK SETTING ...	2	2	2	2		
4	17508-GBF-830	RUBBER, TANK MOUNTING	2	2	2	2		
5	17509-KSE-000	COLLAR, TANK SET	2	2	2	2		
6	17510-KSE-000	TANK COMP., FUEL	1	1	1	1		
7	17516-KT0-670	BAND, RR. TANK	1	1	1	1		
8	17521-429-000	TUBE, FUEL CAP BREATHER	1	1	1	1		
9	17620-ML3-600	FUEL FILL CAP ASSY.	1	1	1	1		
10	17624-KA4-000	PACKING, FUEL TANK CAP	1	1	1	1		
11	17626-467-000	COLLAR, FUEL TANK SETTING ...	2	2	2	2		
12	17634-KZ3-860	BRACKET, FR. FUEL TANK	2	2	2	2		
13	17681-KSE-000	TUBE, FUEL	1	1	1	1		
14	19071-KSE-000ZA	SHROUD SET, R. RADIATOR						
		TYPE1(WL)	1	-	1	-		
	19071-KSE-600ZA	-	1	-	1		
15	19072-KSE-000ZA	SHROUD SET, L. RADIATOR						
		TYPE1(WL)	1	-	1	-		
	19072-KSE-600ZA	-	1	-	1		
16	83607-356-000	COLLAR, BATTERY LOWER	1	1	1	1		
17	84706-415-000	COLLAR	4	4	4	4		
18	90113-GF0-000	BOLT, FLANGE, 6MM	6	6	6	6		
19	90124-MM9-000	SCREW, LOWER COWL SETTING ...	1	1	1	1		
20	90137-KA3-830	BOLT, FLANGE, 6X40	2	2	2	2		
21	90501-KZ4-J20	COLLAR A	2	2	2	2		

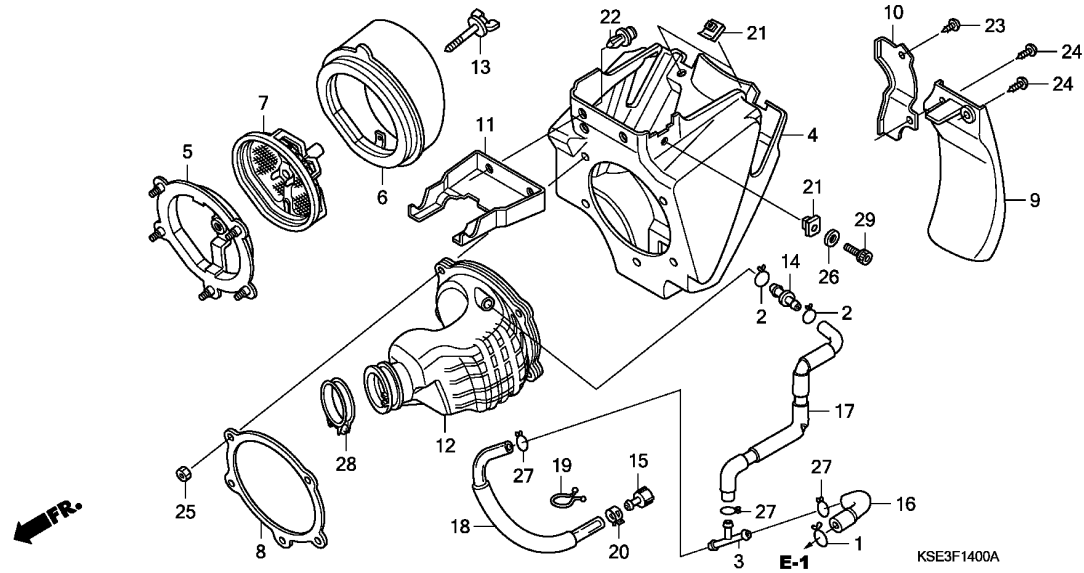


Ref. No.	Part No.	Description	Reqd. QTY				Serial No.	Parts catalogue code
			CRF150R 7	CRF150R 8	CRF150RB 7	CRF150RB 8		
22	90506-430-000	WASHER, FENDER MOUNTING	2	2	2	2		
23	95002-02120	CLIP, TUBE (B12)	2	2	2	2		
24	96001-06016-00	BOLT, FLANGE, 6X16	6	6	6	6		
25	96001-06018-00	BOLT, FLANGE, 6X18	2	2	2	2		



Ref. No.	L.O.N.	(Relative ref. Number) Description	F.R.T.
1	413150	SEAT	0.1
3	4111H9	COVER, SIDE :RIGHT	0.1
	4111J0	COVER, SIDE :BOTH	0.1
5	4111H8	COVER, SIDE :LEFT	0.1
	4111J0	COVER, SIDE :BOTH	0.1

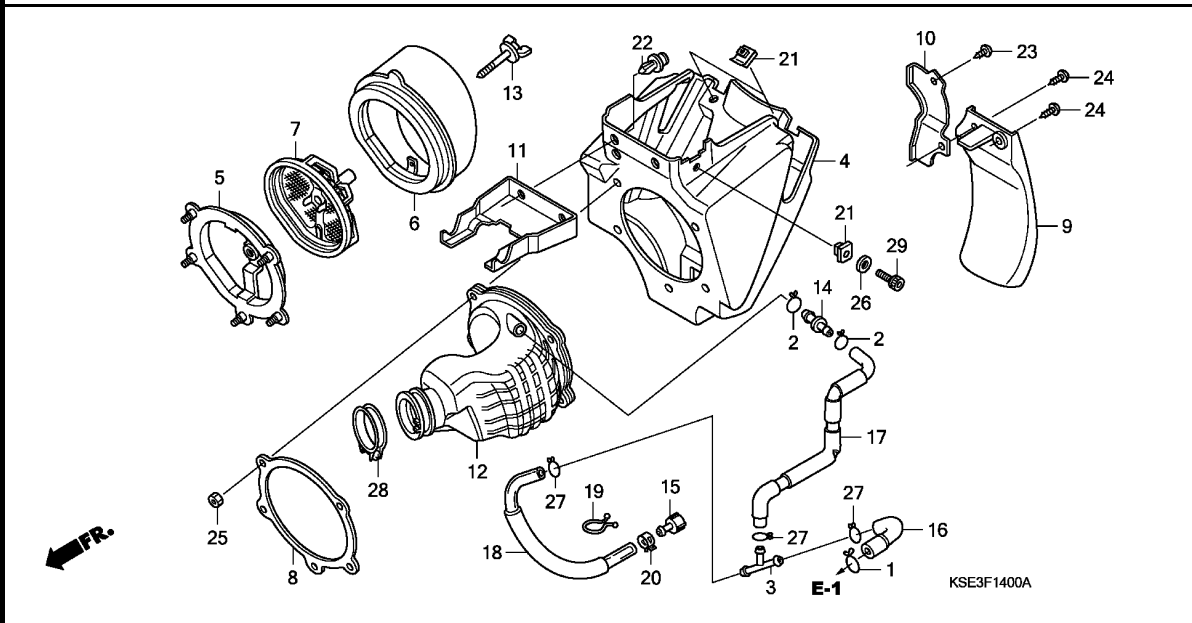
Ref. No.	Part No.	Description	Reqd. QTY				Serial No.	Parts catalogue code
			CRF150R 7	CRF150R 8	CRF150RB 7	CRF150RB 8		
1	77100-KSE-000	SEAT COMP.	1	1	1	1		
2	77101-KSE-300	LEATHER COMP., SEAT (NO LETTERS PRINTED)	1	1	1	1		
3	83510-KSE-000ZA	COVER, R. SIDE *NH196*.....ROSS WHITE	1	1	1	1		
4	83515-KS7-830	RUBBER, SIDE COVER STOPPER ..	2	2	2	2		
5	83610-KSE-000ZA	COVER, L. SIDE *NH196*.....ROSS WHITE	1	1	1	1		
6	90102-MEN-710	BOLT, SPECIAL, 8MM	2	2	2	2		
7	90111-162-000	BOLT, FLANGE, 6MM	2	2	2	2		



Ref. No.	L.O.N.	(Relative ref. Number) Description	F.R.T.
4	3121A5	CASE, AIR CLEANER	0.5
5		(8)	
	3121C6	STAY, AIR CLEANER ELEMENT	0.5
6	312105	ELEMENT, AIR CLEANER	0.2
7	3121A8	BASE, AIR CLEANER ELEMENT	0.1
9	4131A0	MUDGUARD, AIR CLEANER CASE ...	0.1
12	3121B6	TUBE, AIR CLEANER CONNECTING ..	0.5

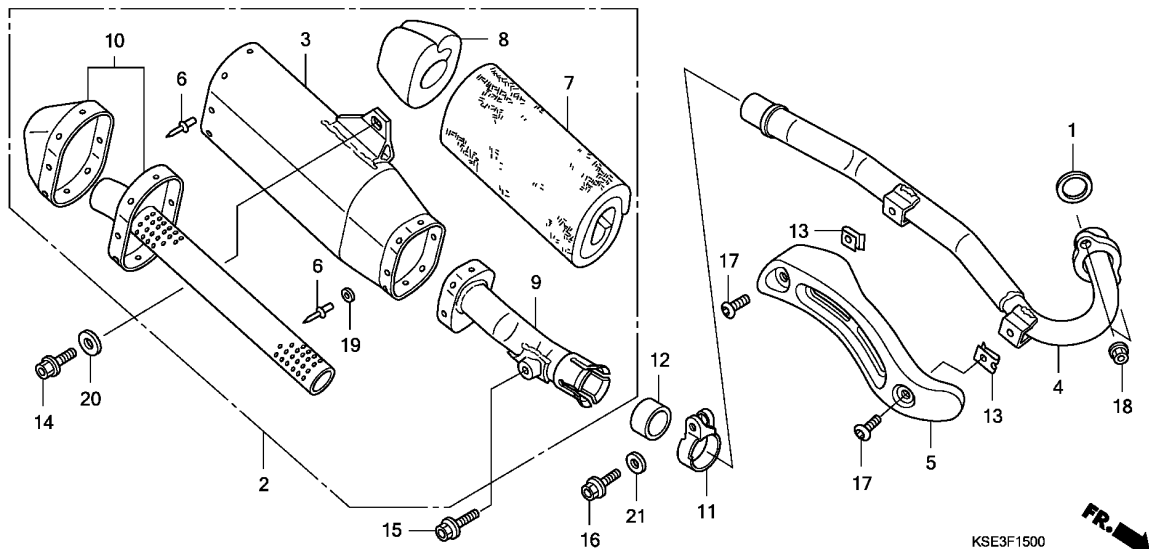
3

Ref. No.	Part No.	Description	Reqd. QTY				Serial No.	Parts catalogue code
			CRF150R 7	CRF150RB 8	CRF150R 7	CRF150RB 8		
1	15707-634-000	CLIP, OIL DRAIN TUBE	1	1	1	1		
2	15771-551-000	CLIP, OIL DRAIN TUBE	2	2	2	2		
3	16959-MY1-000	JOINT, FUEL TUBE	1	1	1	1		
4	17210-KSE-000	CASE, AIR CLEANER	1	1	1	1		
5	17212-KSE-000	STAY, AIR CLEANER ELEMENT ...	1	1	1	1		
6	17213-KSE-000	ELEMENT, AIR CLEANER	1	1	1	1		
7	17214-KSE-000	BASE ASSY., ELEMENT	1	1	1	1		
8	17217-KSE-000	PLATE, FR. CASE	1	1	1	1		
9	17220-KSE-000	MUDGUARD, AIR CLEANER	1	1	1	1		
10	17221-KSE-000	GUARD, AIR CLEANER	1	1	1	1		
11	17223-KSE-000	VISOR, AIR CLEANER CASE	1	1	1	1		
12	17253-KSE-000	TUBE, AIR CLEANER CONNECTING	1	1	1	1		
13	17291-GBF-830	BOLT, ELEMENT SETTING	1	1	1	1		
14	17359-MAG-L00	JOINT, BREATHER TUBE	1	1	1	1		
15	17370-419-700	PLUG, BREATHER TUBE	1	1	1	1		
16	17372-KSE-000	TUBE A, BREATHER	1	1	1	1		
17	17373-KSE-000	TUBE B, BREATHER	1	1	1	1		
18	17375-KSE-000	TUBE C, BREATHER	1	1	1	1		
19	32171-GF9-621	LOCK, PURSE	1	1	1	1		
20	43514-KS6-701	CLAMP, MASTER CYLINDER OIL						
		HOSE	1	1	1	1		
21	84601-HA7-670	NUT, FENDER SETTING	3	3	3	3		
22	90653-HC4-900	CLIP, MUDGUARD	2	2	2	2		
23	93913-15280	SCREW, TAPPING, 5X12(PO)	1	1	1	1		
24	93913-15410	SCREW, TAPPING, 5X16(PO)	2	2	2	2		



Ref. No.	Part No.	Description	Reqd. QTY				Serial No.	Parts catalogue code
			CRF150R 7	CRF150R 8	CRF150RB 7	CRF150RB 8		

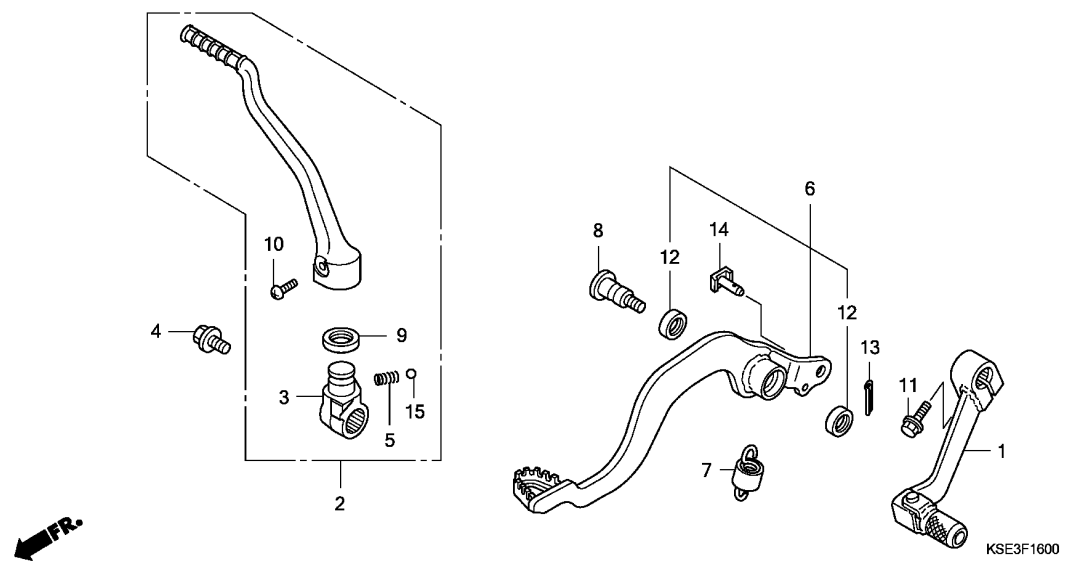
25	94002-05000-0S	NUT, HEX., 5MM	5	5	5	5		
26	94101-06000	WASHER, PLAIN, 6MM	1	1	1	1		
27	95002-02120	CLIP, TUBE (B12)	3	3	3	3		
28	95018-52201	BAND, AIR CLEANER CONNECTING						
		TUBE (52)	1	1	1	1		
29	96600-06014-00	BOLT, SOCKET, 6X14	1	1	1	1		



Ref. No.	L.O.N.	(Relative ref. Number) Description	F.R.T.
1	3131B4	GASKET, EXHAUST PIPE (12)	0.2
2	313120	MUFFLER	0.1
3	3131F0	BODY, MUFFLER	1.0
4	313110	PIPE, EXHAUST	0.2
5	3131A6	PROTECTOR, EXHAUST PIPE (8)	0.1
7	3131C3	WOOL, GLASS	0.6
9	3131K1	BODY, MUFFLER :FRONT	0.5
10	3131J6	BODY, MUFFLER :REAR	0.6

3

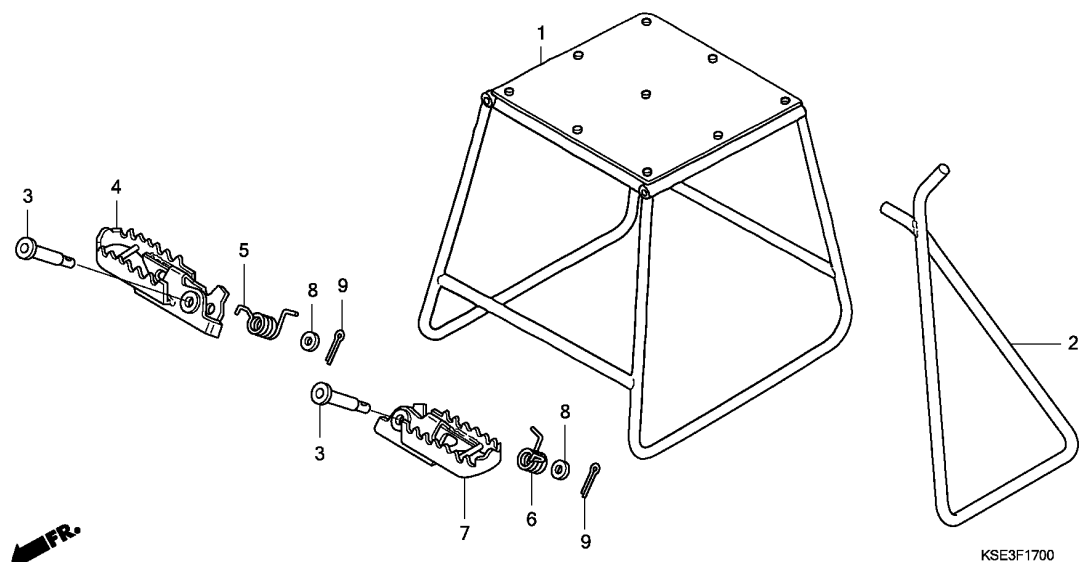
Ref. No.	Part No.	Description	Reqd. QTY				Serial No.	Parts catalogue code
			CRF150R 7	CRF150RB 8	CRF150R 7	CRF150RB 8		
1	18291-KZ1-670	GASKET, EX. PIPE	1	1	1	1		
2	18310-KSE-640	MUFFLER COMP. (96DB)	1	-	1	-		
	18310-KSE-610	MUFFLER COMP. (94DB)	-	1	-	1		
3	18313-KSE-640	BODY, MUFFLER (96DB)	1	-	1	-		
	18313-KSE-700	BODY, MUFFLER (94DB)	-	1	-	1		
4	18320-KSE-000	PIPE COMP., EX.	1	1	1	1		
5	18323-KSE-000	PROTECTOR, EX. PIPE	1	1	1	1		
6	18324-MEB-670	RIVET, BLIND, 4.8	14	14	14	14		
7	18336-KSE-300	PACK A, GLASS WOOL	1	1	1	1		
8	18345-KSE-300	PACK B, GLASS WOOL	1	1	1	1		
9	18350-KSE-000	MUFFLER COMP., FR.	1	1	1	1		
10	18351-KSE-000	MUFFLER COMP., RR. (96DB)	1	-	1	-		
	18351-KSE-610	MUFFLER COMP., RR. (94DB)	-	1	-	1		
11	18373-MG7-701	BAND, R. MUFFLER	1	1	1	1		
12	18392-MK4-000	PACKING, MUFFLER	1	1	1	1		
13	19508-KA3-710	NUT, SPRING, 6MM	2	2	2	2		
14	90123-KZ4-J40	BOLT, FLANGE, 8X18	1	1	1	1		
15	90123-MEN-670	BOLT, FLANGE, 8X16	1	1	1	1		
16	90124-KZ4-J40	BOLT, FLANGE, 8X35	1	1	1	1		
17	90170-MEB-670	BOLT, SPECIAL, 6MM	2	2	2	2		
18	90355-427-770	NUT, FLANGE, 7MM	2	2	2	2		
19	94101-05000	WASHER, PLAIN, 5MM	6	6	6	6		
20	94101-08000	WASHER, PLAIN, 8MM	1	1	1	1		
21	94102-08800	WASHER, PLAIN, 8MM	1	1	1	1		



Ref. No.	L.O.N.	(Relative ref. Number) Description	F.R.T.
1	4101A1	PEDAL, GEAR CHANGE	0.1
2	112107	ARM, KICK STARTER	0.1
6	810160	PEDAL, REAR BRAKE	0.2

Ref. No.	Part No.	Description	Reqd. QTY				Serial No.	Parts catalogue code
			CRF150R 7	CRF150RB 8	CRF150R 7	CRF150RB 8		
1	24700-KSE-000	PEDAL COMP., CHANGE	1	1	1	1		
2	28300-KSE-000	ARM ASSY., KICK STARTER	1	1	1	1		
3	28302-KSE-000	JOINT, KICK ARM	1	1	1	1		
4	28306-KAE-000	BOLT, KICK JOINT	1	1	1	1		
5	28333-KK0-000	SPRING, KICK STARTER	1	1	1	1		
6	46510-KSE-000	PEDAL COMP., BRAKE	1	1	1	1		
7	46511-KZ4-J00	SPRING ASSY., RR. BRAKE RETURN	1	1	1	1		
8	46513-KSR-710	SHAFT, BRAKE PIVOT	1	1	1	1		
9	46525-KK0-003	DUST SEAL, 17X20X2.5	1	1	1	1		
10	90103-KSE-000	BOLT, KICK ARM, 6X25	1	1	1	1		
11	90118-968-000	BOLT, FLANGE, 6X20	1	1	1	1		
12	91251-444-000	DUST SEAL, 15X20X2.5	2	2	2	2		
13	94201-20120	PIN, SPLIT, 2.0X12	1	1	1	1		
14	95015-54000	PIN D, JOINT	1	1	1	1		
15	96211-08000	BALL, STEEL, #8 (1/4)	1	1	1	1		





Ref. No.	L.O.N.	(Relative ref. Number) Description	F.R.T.
4	(5)		
4101C6		BAR, MAIN STEP :RIGHT	0.1
4101J1		BAR, MAIN STEP :BOTH	0.2
7	(6)		
4101C5		BAR, MAIN STEP :LEFT	0.1
4101J1		BAR, MAIN STEP :BOTH	0.2

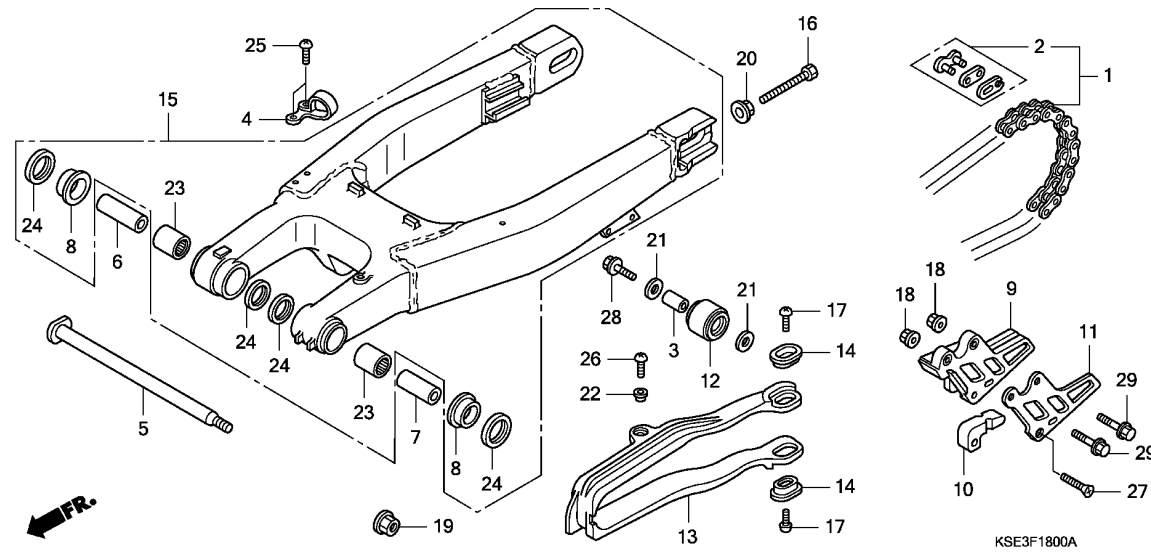
3

Ref. No.	Part No.	Description	Reqd. QTY				Serial No.	Parts catalogue code
			CRF150R 7	CRF150R 8	CRF150RB 7	CRF150RB 8		
1	50500-KA3-820	STAND COMP., MAIN	(1)	(1)	(1)	(1)		
2	50530-GBF-830	BAR, SIDE STAND	1	1	1	1		
3	50603-KA3-710	PIN, STEP JOINT	2	2	2	2		
4	50616-KSE-000	STEP COMP., R.	1	1	1	1		
5	50617-KZ4-J40	SPRING, R. STEP RETURN	1	1	1	1		
6	50618-KZ4-J40	SPRING, L. STEP RETURN	1	1	1	1		
7	50642-KSE-000	STEP COMP., L.	1	1	1	1		
8	94102-10000	WASHER, PLAIN, 10MM	2	2	2	2		
9	94201-20180	PIN, SPLIT, 2.0X18	2	2	2	2		

F-18

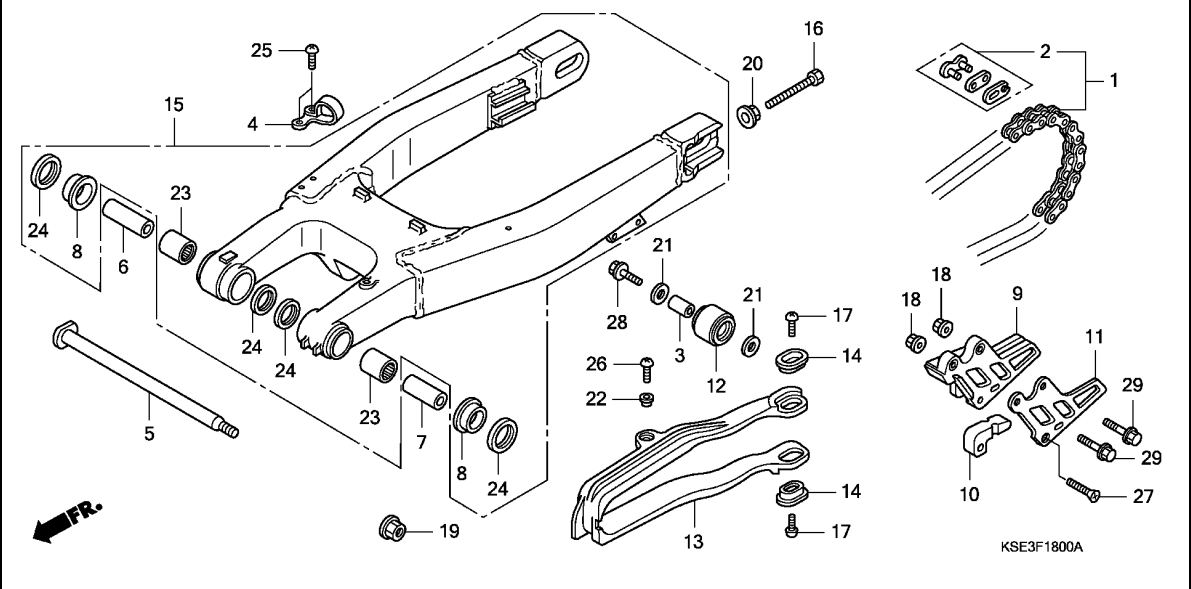
SWINGARM

G10



Ref. No.	L.O.N.	(Relative ref. Number) Description	F.R.T.
1	213165	CHAIN, DRIVE	0.2
6	5121B2	COLLAR, SWINGARM PIVOT :RIGHT	0.7
	5121G8	COLLAR, SWINGARM PIVOT :BOTH	0.7
7	5121B1	COLLAR, SWINGARM PIVOT :LEFT	0.7
	5121G8	COLLAR, SWINGARM PIVOT :BOTH	0.7
10		(9,11)	
	4101E2	GUIDE, DRIVE CHAIN	0.1
12	4101E4	ROLLER, CHAIN TENSIONER	0.1
13	4101E5	SLIDER, CHAIN	0.3
15	5121B0	SWINGARM ASSEMBLY	0.9
23	5121C8	BEARING, SWINGARM PIVOT :LEFT	1.0
	5121C9	BEARING, SWINGARM PIVOT :RIGHT	1.0
	5121D0	BEARING, SWINGARM PIVOT :BOTH	1.1

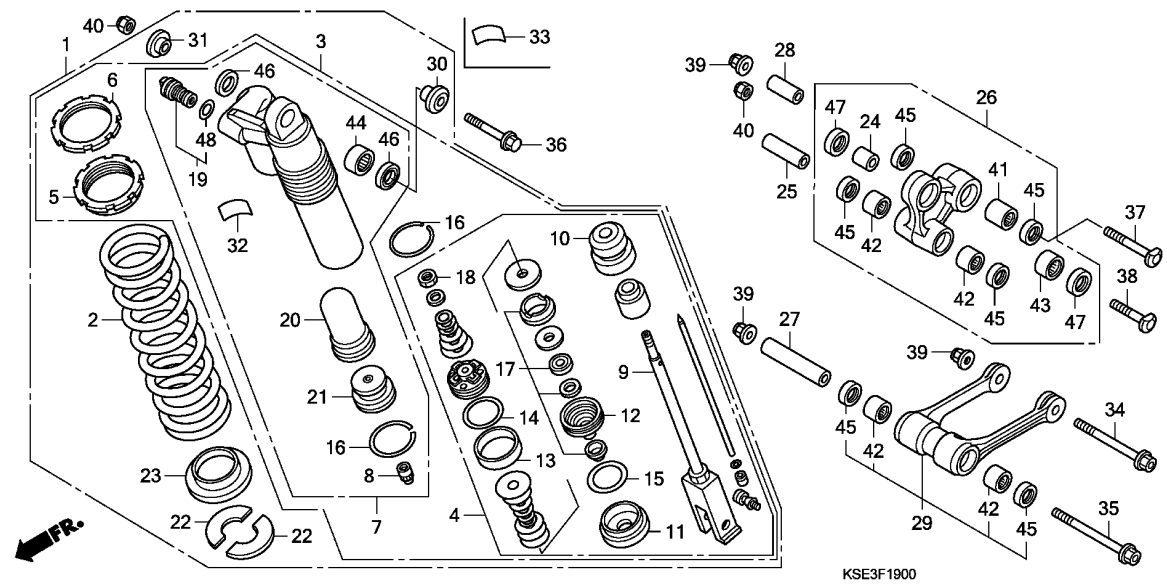
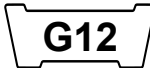
Ref. No.	Part No.	Description	Reqd. QTY				Serial No.	Parts catalogue code
			CRF150R 7	CRF150RB 8	CRF150R 7	CRF150RB 8		
1	40530-KSE-671	CHAIN, DRIVE (DID420DS3-120RB) (STANDARD LINK 120L)	1	1	-	-		
	40530-KSE-841	CHAIN, DRIVE (DID420DS3-126RB) (STANDARD LINK 126L)	-	-	1	1		
	40540-KSE-003	CHAIN, DRIVE (DID420DS3-130RB) (STANDARD LINK 120L) (STANDARD LINK 126L)	(1)	(1)	-	-		
2	40531-KSE-671	JOINT, DRIVE CHAIN	1	1	1	1		
3	43435-392-000	COLLAR, LINK	1	1	1	1		
4	43468-MEB-000	GUIDE, RR. BRAKE HOSE	1	1	1	1		
5	52101-KSE-000	SHAFT, SWINGARM PIVOT	1	1	1	1		
6	52141-GBF-J00	COLLAR, R. SWINGARM	1	1	1	1		
7	52142-GBF-J00	COLLAR, L. SWINGARM	1	1	1	1		
8	52143-GBF-J00	COLLAR, THRUST PIVOT	2	2	2	2		
9	52146-KSE-000	GUIDE, CHAIN	1	1	1	1		
10	52147-GM7-701	SLIDER, CHAIN GUIDE	1	1	1	1		
11	52147-KSE-000	PLATE, CHAIN GUIDE	1	1	1	1		
12	52158-GBF-830	ROLLER, CHAIN TENSIONER	1	1	1	1		
13	52170-KSE-000	SLIDER, CHAIN	1	1	1	1		
14	52171-KR6-000	WASHER, CHAIN SLIDER	2	2	2	2		
15	52200-KSE-000	SWINGARM SUB ASSY., RR.	1	1	-	-		
	52200-KSE-840	-	-	1	1		
16	90105-MEN-000	BOLT, HEX., 8X47.5	2	2	2	2		
17	90115-KV3-700	SCREW, PAN, 5X8	2	2	2	2		
18	90301-473-003	NUT, U, 6MM	2	2	2	2		
19	90306-KFO-003	NUT, FLANGE, 12MM	1	1	1	1		



Ref. No.	Part No.	Description	Reqd. QTY				Serial No.	Parts catalogue code
			CRF150R 7	CRF150R 8	CRF150RB 7	CRF150RB 8		
20	90309-357-000	NUT, HEX., 8MM	2	2	2	2		
21	90485-KSE-000	WASHER, 8MM	2	2	2	2		
22	90520-134-000	WASHER, HEADLIGHT CASE SETTING	1	1	1	1		
23	91070-GC4-601	BEARING, NEEDLE, 20X26X20(NTN)	2	2	2	2		
24	91254-KS6-003	DUST SEAL, 20X26X4.5(ARAI) ..	4	4	4	4		
25	93500-05008-0A	SCREW, PAN, 5X8	2	2	2	2		
26	93500-05010-0G	SCREW, PAN, 5X10	1	1	1	1		
27	93600-06040-0A	SCREW, FLAT, 6X40	1	1	1	1		
28	95701-08035-00	BOLT, FLANGE, 8X35	1	1	1	1		
29	96001-06035-00	BOLT, FLANGE, 6X35	2	2	2	2		

F-19

REAR CUSHION



Ref. No.	L.O.N.	(Relative ref. Number) Description	F.R.T.
1	512115	CUSHION ASSY., REAR	0.5
2		(5,6,22,23)	
2	5121B9	SPRING, REAR CUSHION	0.6
3	5121D2	DAMPER, REAR	0.7
4	5121H0	ROD ASSY., REAR DAMPER	1.1
7	5121D9	CASE, DAMPER	1.1
9		(10,11,15)	
9	5121E1	ROD, REAR DAMPER	1.3
12		(13,14,17)	
12	5121H1	CASE, ROD GUIDE	1.3
19	5121D8	ADJUSTER, COMPRESSION DAMPING FORCE	0.9
20		(21)	
20	5121E0	BLADDER	0.9
26		(25,28)	
26	512140	ARM, CUSHION	0.5
29		(27)	
29	512145	ROD, CUSHION CONNECTING	0.3
42		(41,43)	
42	5121D4	BEARING, CUSHION CONNECTING ROD	0.5
5121D4A		.Replace 1 bearing add	0.1
512146		BEARING, CUSHION ARM	0.7
5121D3		BEARING, CUSHION ARM	
		:FOR 1 VEHICLE	1.0

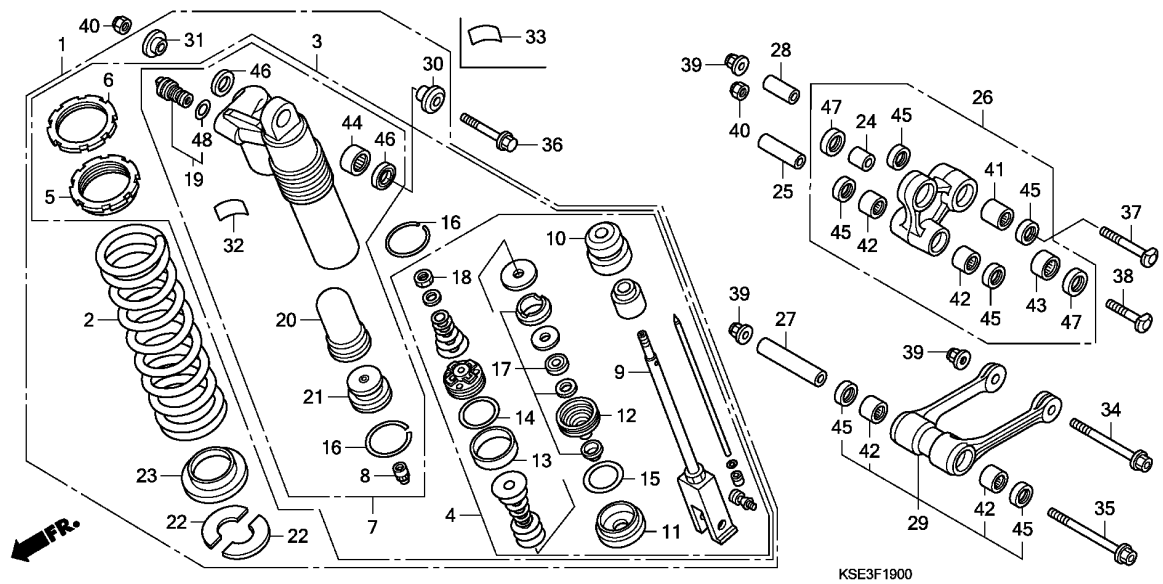
Ref. No.	Part No.	Description	Reqd. QTY				Serial No.	Parts catalogue code
			CRF150R 7	CRF150RB 8	CRF150R 7	CRF150RB 8		
1	52400-KSE-671	CUSHION ASSY., RR.	1	1	-	-		
	52400-KSE-841		-	-	1	1		
2	52402-GBF-J01	SPRING, RR. CUSHION (47N/MM,4.8KGF/MM)	(1)	(1)	(1)	(1)		
	52402-GBF-831	SPRING, RR. CUSHION (49N/MM,5.0KGF/MM)	1	1	(1)	(1)		
	52401-GBF-831	SPRING, RR. CUSHION (51N/MM,5.2KGF/MM)	(1)	(1)	1	1		
	52403-GBF-831	SPRING, RR. CUSHION (53N/MM,5.4KGF/MM)	-	-	(1)	(1)		
3	52410-KSE-671	DAMPER COMP., RR.	1	1	1	1		
4	52421-KSE-671	ROD COMP., PISTON	1	1	1	1		
5	52422-MA0-003	ADJUSTER, SPRING	1	1	1	1		
6	52423-GBF-831	NUT, ADJUSTER	1	1	1	1		
7	52425-KSE-671	CASE COMP., DAMPER	1	1	1	1		
8	52425-381-771	CAP, AIR VALVE	1	1	1	1		
9	52426-KSE-671	ROD COMP.	1	1	1	1		
10	52427-GBF-831	RUBBER, STOPPER	1	1	1	1		
11	52428-KA4-741	CAP, CASE	1	1	1	1		
12	52429-GBF-831	CASE COMP., ROD GUIDE	1	1	1	1		
13	52431-MA0-771	RING, PISTON	1	1	1	1		
14	52432-GBF-831	O-RING, 2.0X33.5	1	1	1	1		
15	52434-KA3-681	O-RING, 3.5X33.7	1	1	1	1		
16	52435-MA0-771	RING, STOPPER	2	2	2	2		
17	52436-KSE-680	OIL SEAL SET	1	1	1	1		
18	52438-KA4-741	NUT, HEX., 12MM	1	1	1	1		



F-19

REAR CUSHION

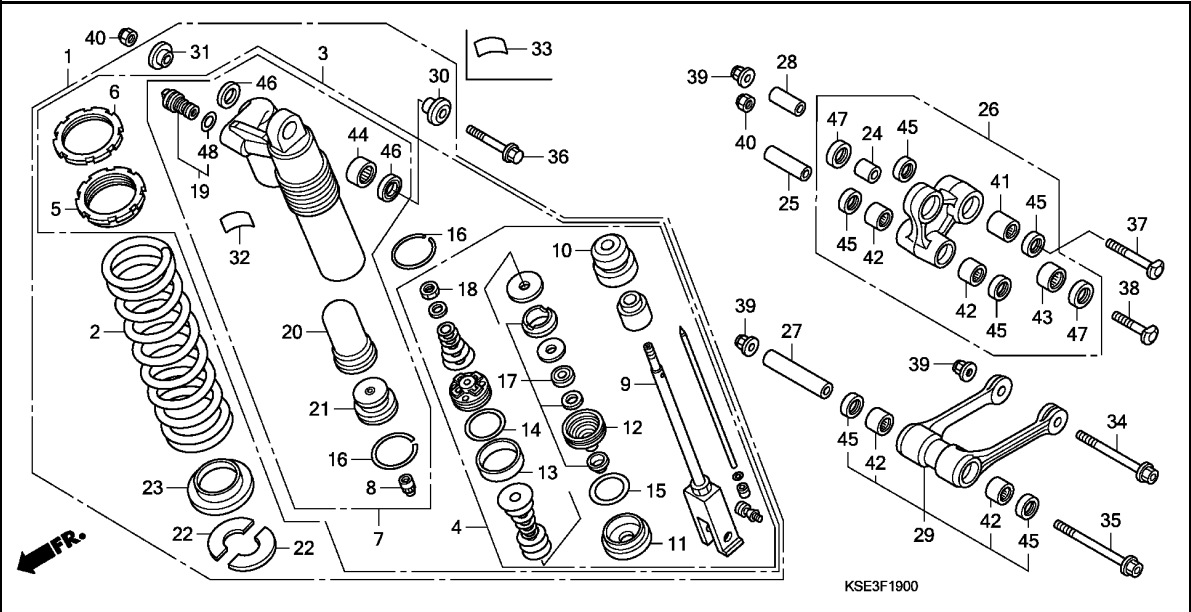
G13



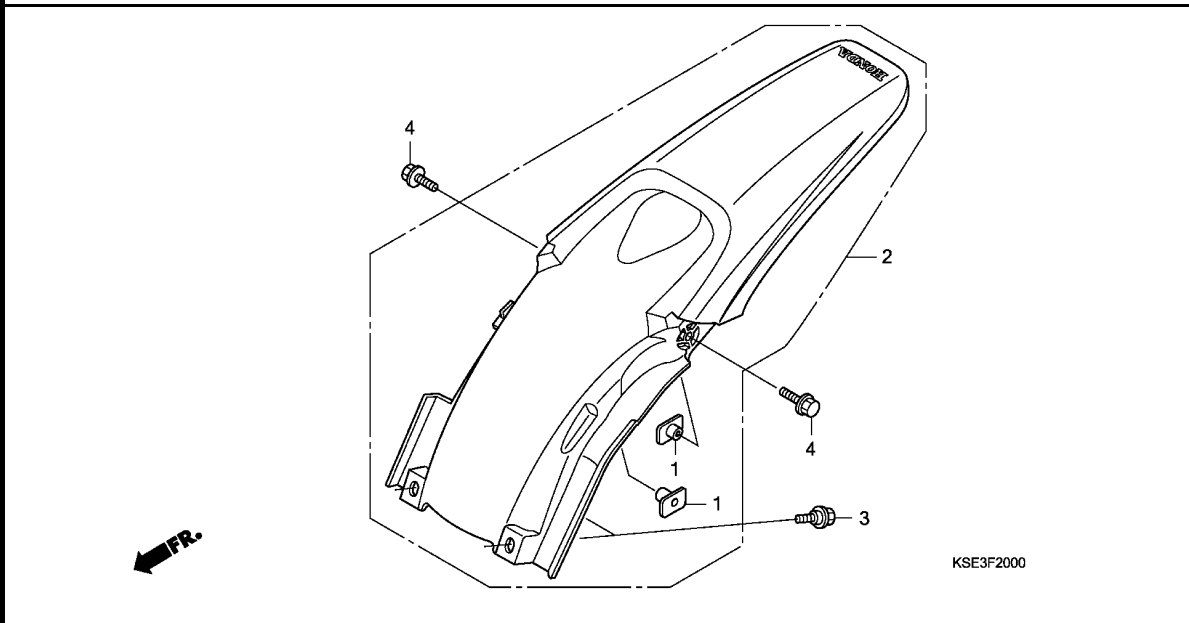
Ref. No.	L.O.N.	(Relative ref. Number) Description	F.R.T.
44	5121D1	BEARING, REAR CUSHION	0.7

3

Ref. No.	Part No.	Description	Reqd. QTY				Serial No.	Parts catalogue code
			CRF150R 7	CRF150RB 8	CRF150R 7	CRF150RB 8		
19	52440-GBF-A01	ADJUSTER, COMPRESSION DAMPING FORCE	1	1	1	1		
20	52451-GBF-831	DIAPHRAGM	1	1	1	1		
21	52453-KSE-671	CAP COMP., CHAMBER	1	1	1	1		
22	52455-GBF-831	STOPPER, SPRING SEAT	2	2	2	2		
23	52459-GBF-831	SEAT, SPRING	1	1	1	1		
24	52462-KSE-000	COLLAR D, CUSHION ARM	1	1	1	1		
25	52463-KSE-000	COLLAR B, CUSHION ARM	1	1	1	1		
26	52465-KSE-000	ARM SUB ASSY., CUSHION	1	1	1	1		
27	52473-KSE-000	COLLAR A, CONNECTING ROD	1	1	1	1		
28	52473-KZ9-710	COLLAR, CUSHION CONNECTING ROD	1	1	1	1		
29	52479-KSE-000	ROD SUB ASSY., CUSHION CONNECTING	1	1	1	1		
30	52486-GBF-830	COLLAR A, CUSHION UPPER	1	1	1	1		
31	52487-GBF-830	COLLAR B, CUSHION UPPER	1	1	1	1		
32	87516-KZ1-600	LABEL, RR. DAMPER WARNING ...	1	1	1	1		
33	87516-KZ1-881	LABEL, RR. DAMPER WARNING (FRENCH)	1	1	1	1	----- DE,ED	
34	90101-KK6-000	BOLT, FLANGE, 10X85	1	1	1	1		
35	90101-KSE-000	BOLT, FLANGE, 10X105	1	1	1	1		
36	90128-KSE-000	BOLT, FLANGE, 10X67	1	1	1	1		
37	90153-KSE-000	BOLT, LINK, 10X73	1	1	1	1		
38	90153-KZ4-710	BOLT, CUSHION LOWER, 10X43.5	1	1	1	1		
39	90304-GE8-003	NUT, U, 10MM	3	3	3	3		
40	90306-KZ4-711	NUT, U, 10MM	2	2	2	2		



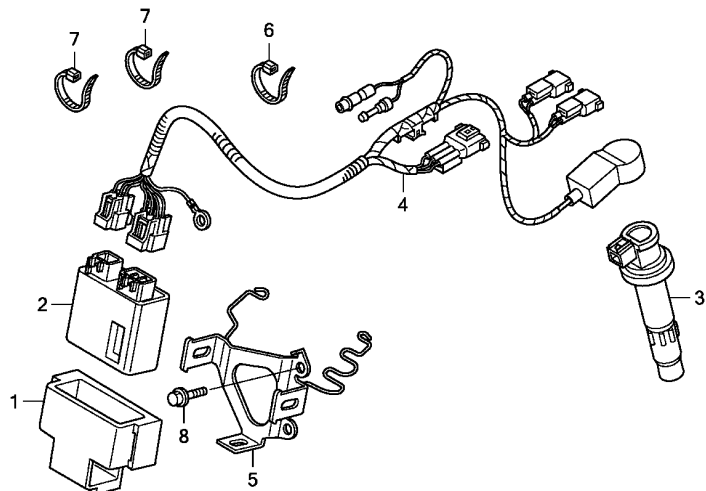
Ref. No.	Part No.	Description	Reqd. QTY				Serial No.	Parts catalogue code
			CRF150R 7	CRF150R 8	CRF150RB 7	CRF150RB 8		
41	91071-KV3-005	BEARING, NEEDLE (KOYO)	1	1	1	1		
42	91072-KT7-003	BEARING, NEEDLE, 17X24X20 (NTN)	4	4	4	4		
43	91074-KRN-711	BEARING, NEEDLE, 19X26X13 ...	1	1	1	1		
44	91077-GS2-702	BEARING, NEEDLE, 16X22X12 ...	1	1	1	1		
45	91262-KV3-831	DUST SEAL, 17X24X5 (ARAI)	6	6	6	6		
46	91351-GS2-701	DUST SEAL, RR. CUSHION UPPER	2	2	2	2		
47	91351-KSE-003	DUST SEAL, 19X26X3	2	2	2	2		
48	91356-GBF-831	O-RING, 16.8X1.9	1	1	1	1		



Ref. No.	L.O.N.	(Relative ref. Number) Description	F.R.T.
2	413102	FENDER, REAR	0.2

3

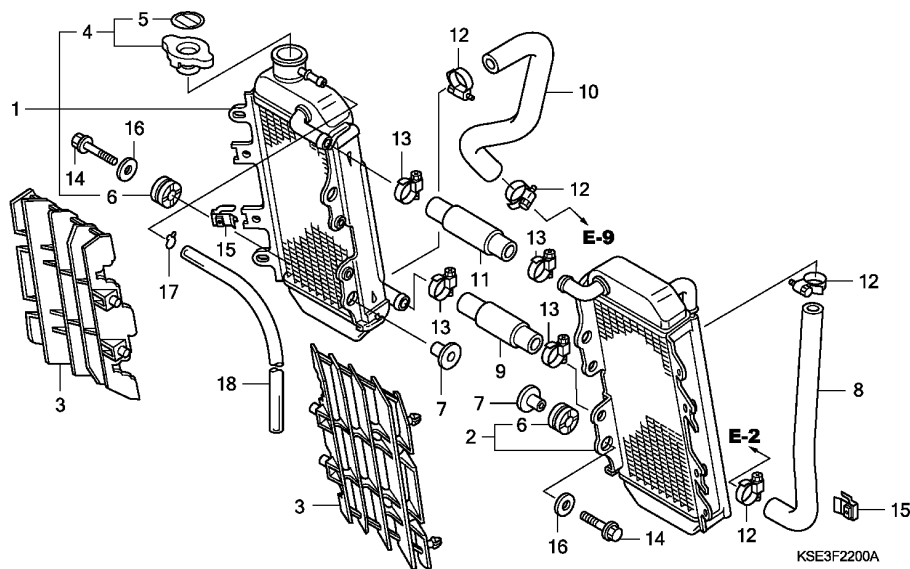
Ref. No.	Part No.	Description	Reqd. QTY				Serial No.	Parts catalogue code
			CRF150R 7	CRF150R 8	CRF150RB 7	CRF150RB 8		
1	61304-958-003	NUT, SPECIAL, 6X7	2	2	2	2		
2	80101-KSE-000ZA	FENDER SET, RR. *TYPE1*(WL) .	1	1	1	1		
3	90107-KSE-000	BOLT, FLANGE, 6MM	2	2	2	2		
4	95701-06012-00	BOLT, FLANGE, 6X12	2	2	2	2		



Ref. No.	L.O.N.	(Relative ref. Number) Description	F.R.T.
2	6141A1	IGNITION CONTROL MODULE	0.4
3	6141B8	COIL, DIRECT IGNITION	0.3
4	611100	HARNESS, WIRE	0.7

Ref. No.	Part No.	Description	Reqd. QTY				Serial No.	Parts catalogue code
			CRF150R 7	CRF150R 8	CRF150RB 7	CRF150RB 8		
1	30401-KRN-000	CUSHION, C.D.I. UNIT	1	1	1	1		
2	30410-KSE-671	C.D.I. UNIT	1	1	1	1		
3	30700-KSE-003	COIL, CAP & IGNITION	1	1	1	1		
4	32100-KSE-672	HARNESS, WIRE	1	1	1	1		
5	50163-KSE-000	BRACKET, C.D.I.	1	1	1	1		
6	90651-KV6-003	BAND, WIRE	1	1	1	1		
7	90679-SG9-E01	BAND, SUCTION HOSE (BLACK) ..	2	2	2	2		
8	96001-06010-00	BOLT, FLANGE, 6X10	2	2	2	2		

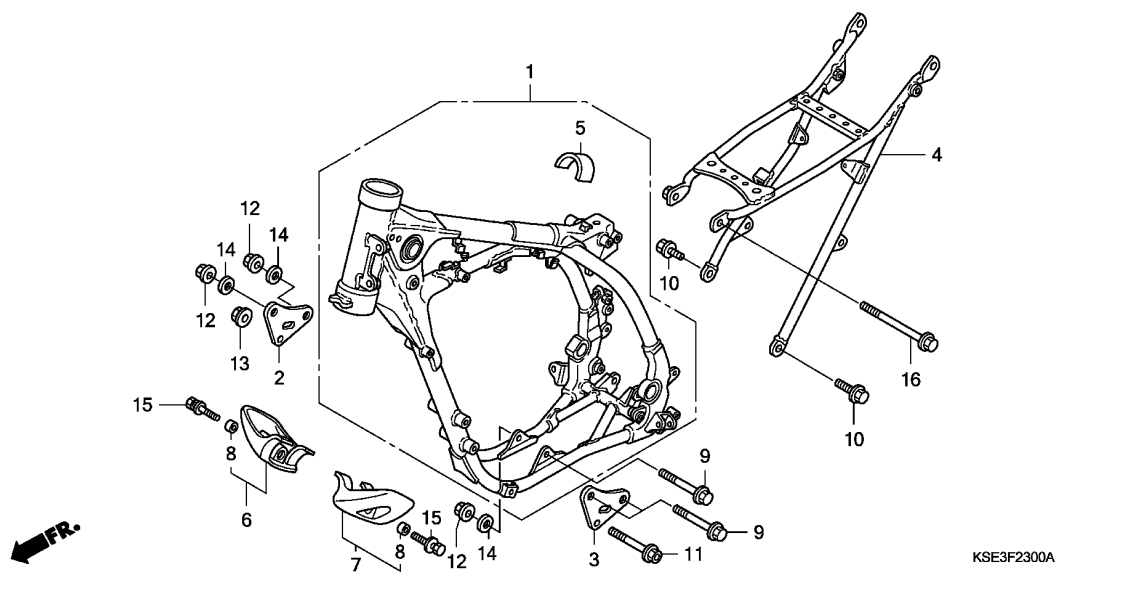




Ref. No.	L.O.N.	(Relative ref. Number) Description	F.R.T.
1	115102	RADIATOR :RIGHT	0.5
	1151A2	RADIATOR :BOTH	0.7
2	115101	RADIATOR :LEFT	0.5
	1151A2	RADIATOR :BOTH	0.7
3	1151B2	GRILLE, RADIATOR :LEFT	0.1
	1151B3	GRILLE, RADIATOR :RIGHT	0.1
	1151G3	GRILLE, RADIATOR :BOTH	0.1
4	1151B8	CAP, RADIATOR	0.1
8	114130	HOSE A, WATER	0.4
9	1151H6	HOSE, CROSS WATER	0.4
10	114132	HOSE C, WATER	0.4
11	1151J7	HOSE, CROSS WATER :UPPER	0.5

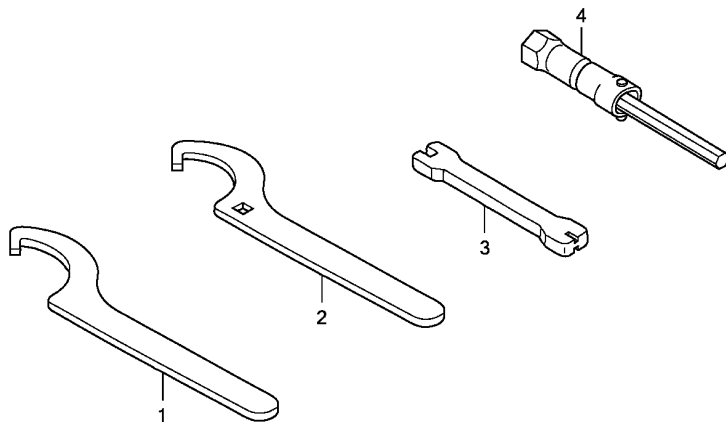
3

Ref. No.	Part No.	Description	Reqd. QTY				Serial No.	Parts catalogue code
			CRF150R 7	8	CRF150RB 7	8		
1	19010-KSE-003	RADIATOR, R.	1	1	1	1		
2	19015-KSE-003	RADIATOR, L.	1	1	1	1		
3	19033-KSE-000	GRILLE, RADIATOR	2	2	2	2		
4	19037-GEE-710	CAP COMP., RADIATOR	1	1	1	1		
5	19046-PAA-A00	LABEL, RADIATOR CAP	1	1	1	1		
6	19051-KA3-830	RUBBER, RADIATOR MOUNTING	4	4	4	4		
7	19052-MAC-680	COLLAR, RADIATOR MOUNTING	4	4	4	4		
8	19061-KSE-000	HOSE A, WATER	1	1	1	1		
9	19062-KSE-000	HOSE COMP. B, WATER	1	1	1	1		
10	19063-KSE-000	HOSE C, WATER	1	1	1	1		
11	19064-KSE-000	HOSE D, WATER	1	1	1	1		
12	19504-KY1-003	CLAMP, WATER HOSE, 25MM	4	4	4	4		
13	19505-KS6-700	CLAMP A, WATER HOSE	4	4	4	4		
14	90001-GB4-000	BOLT, FLANGE, 6X23.5	4	4	4	4		
15	90303-KRN-000	NUT, CLIP, 6MM	2	2	2	2		
16	90403-KA3-830	WASHER, RADIATOR MOUNTING	4	4	4	4		
17	95002-02080	CLIP, TUBE (B8)	1	1	1	1		
18	95003-14067-10	TUBE, VINYL, 6X9X670 (95003-14001-10M)	1	1	1	1		



Ref. No.	L.O.N.	(Relative ref. Number) Description	F.R.T.
1	410100	BODY, FRAMEINCLUDES: Engine removal and installation	4.1
4	4101A5	FRAME :REAR	0.4
6	4101F6	GUARD, ENGINE :RIGHT	0.1
	4101F9	GUARD, ENGINE :BOTH	0.1
7	4101F5	GUARD, ENGINE :LEFT	0.1
	4101F9	GUARD, ENGINE :BOTH	0.1

Ref. No.	Part No.	Description	Reqd. QTY				Serial No.	Parts catalogue code
			CRF150R 7	CRF150RB 8	CRF150R 7	CRF150RB 8		
1	50020-KSE-000	FRAME SET, FR.	1	1	1	1		
2	50131-KSE-000	HANGER, R. FR.	1	1	1	1		
3	50132-KSE-000	HANGER, L. FR.	1	1	1	1		
4	50200-KSE-000ZA	BODY COMP., RR. FRAME *NH146M* ACCURATE SILVER METALLIC	1	1	1	1		
5	50226-KSE-000	RUBBER, TANK	1	1	1	1		
6	50360-KRN-000	GUARD, L. ENGINE (RIGHT HAND SIDE)	1	1	1	1		
7	50370-KSC-000	GUARD, R. ENGINE (LEFT HAND SIDE)	1	1	1	1		
8	52156-353-300	COLLAR, 6X4	2	2	2	2		
9	90102-KSE-000	BOLT, FLANGE, 10X90	3	3	3	3		
10	90108-KA3-710	BOLT, JOINT, 8X19	2	2	2	2		
11	90113-KT0-670	BOLT, FLANGE, 8X87	1	1	1	1		
12	90302-KZ3-J40	NUT, FLANGE, 10MM	3	3	3	3		
13	90309-357-000	NUT, HEX., 8MM	1	1	1	1		
14	90410-HC4-000	WASHER, 10MM	3	3	3	3		
15	93404-06014-00	BOLT-WASHER, 6X14	2	2	2	2		
16	95801-08105-00	BOLT, FLANGE, 8X105	1	1	1	1		



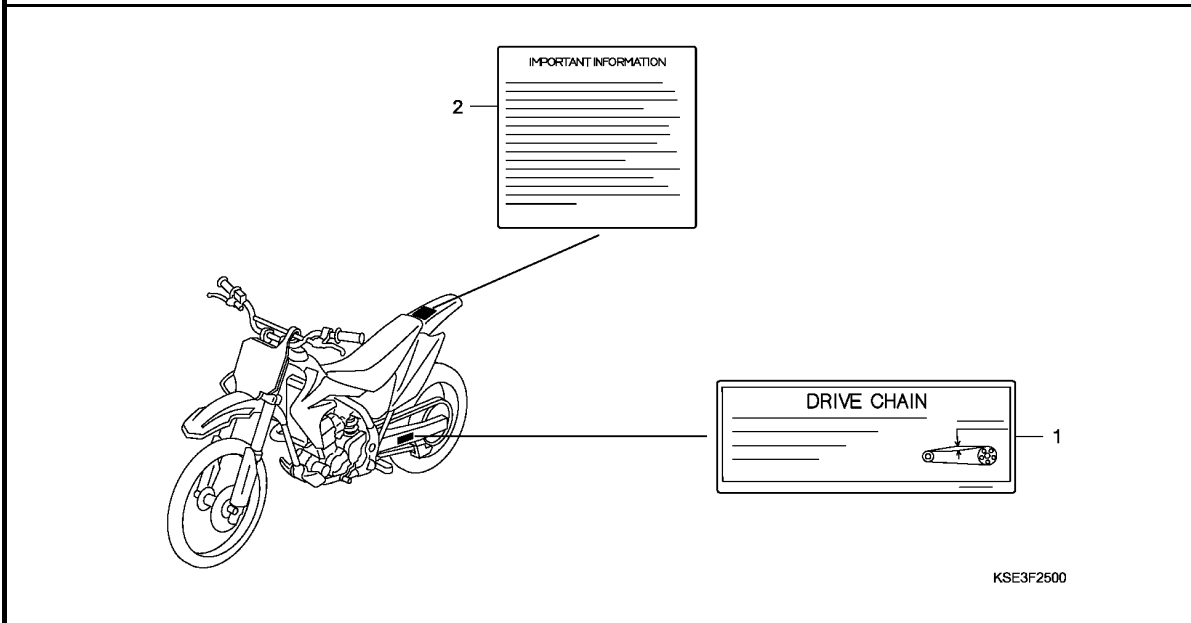
KSE3F2400

Ref. L.O.N. (Relative ref. Number) F.R.T.
No. Description

NO INFORMATION

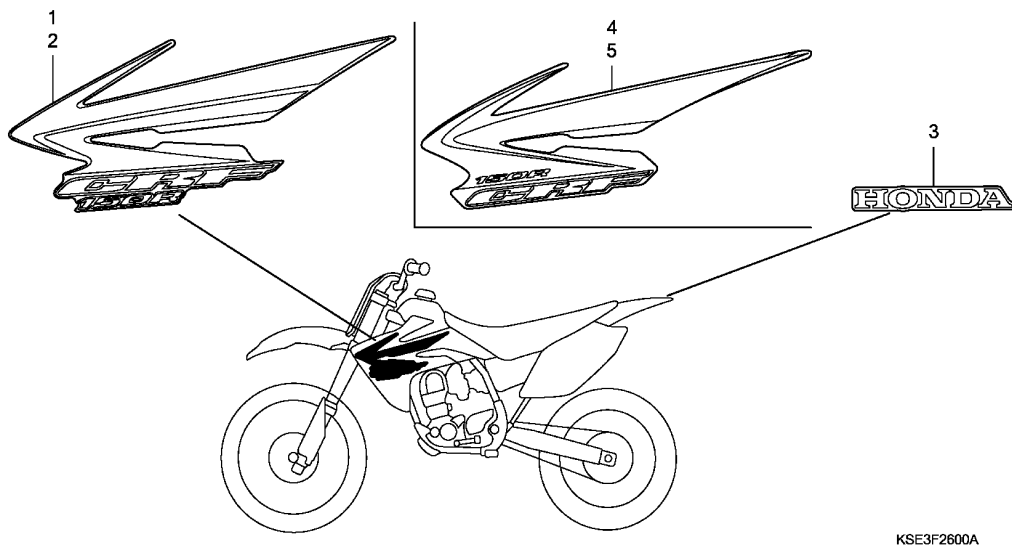
3

Ref. No.	Part No.	Description	Reqd. QTY				Serial No.	Parts catalogue code
			CRF150R 7	CRF150R 8	CRF150RB 7	CRF150RB 8		
1	89201-KA4-811	SPANNER A, PIN	(1)	(1)	(1)	(1)		
2	89202-KA4-811	SPANNER B, PIN	(1)	(1)	(1)	(1)		
3	89212-KSE-000	WRENCH, NIPPLE	1	1	1	1		
4	89216-MAT-000	WRENCH, PLUG (16.5)	1	1	1	1		



Ref. No.	L.O.N. (Relative ref. Number)	Description	F.R.T.
		NO INFORMATION	

Ref. No.	Part No.	Description	Reqd. QTY				Serial No.	Parts catalogue code
			CRF150R 7	CRF150R 8	CRF150RB 7	CRF150RB 8		
1	87507-KSE-670	LABEL, DRIVE CHAIN (ENGLISH)	1	1	1	1		
	87507-KSE-720	LABEL, DRIVE CHAIN (FRENCH)	1	1	1	1	-----	DE,ED
2	87560-GBF-770	MARK, CAUTION	1	1	1	1		
	87560-ML3-970	MARK, CAUTION (FRENCH)	1	1	1	1	-----	DE,ED



KSE3F2600A

Ref. L.O.N. (Relative ref. Number) F.R.T.
No. Description

NO INFORMATION

3

Ref. No.	Part No.	Description	Reqd. QTY				Serial No.	Parts catalogue code
			CRF150R 7	CRF150R 8	CRF150RB 7	CRF150RB 8		
1	87126-KSE-000ZA	MARK, R. TANK SHROUD *TYPE1*	1	-	1	-		
2	87127-KSE-000ZA	MARK, L. TANK SHROUD *TYPE1*	1	-	1	-		
3	87130-GEL-A00ZA	MARK *TYPE1*(HONDA)	1	1	1	1		
4	87126-KSE-600ZA	MARK, R. TANK SHROUD *TYPE1*	-	1	-	1		
5	87127-KSE-600ZA	MARK, L. TANK SHROUD *TYPE1*	-	1	-	1		

PART NO. INDEX

Part Number	Address	Page	Ref.	Part Number	Address	Page	Ref.	Part Number	Address	Page	Ref.	Part Number	Address	Page	Ref.
16230-KSE-672	E13	50	3	18320-KSE-000	G7	76	4	23411-KSE-670	E5	42	3	30000			
16231-KSE-601	E13	50	3	18323-KSE-000	G7	76	5	23421-KSE-670	E5	42	4	42715-KA2-680	G1	70	13
16231-KSE-672	E13	50	3	18324-MEB-670	G7	76	6	23422-KSE-670	E5	42	5	30401-KRN-000	G16	85	1
16232-KSE-601	E13	50	3	18336-KSE-300	G7	76	7	23431-KSE-670	E5	42	6	30410-KSE-671	G16	85	2
16232-KSE-672	E13	50	3	18345-KSE-300	G7	76	8	23432-KSE-670	E5	42	7	30700-KSE-003	G16	85	3
16233-KSE-601	E13	50	3	18350-KSE-000	G7	76	9	23441-KSE-670	E5	42	8	31000			
16233-KSE-672	E13	50	3	18351-KSE-000	G7	76	10	23451-KSE-670	E5	42	9	43108-KZ4-J41	F13	66	3
16234-KSE-601	E13	50	3	18351-KSE-610	G7	76	10	23461-KSE-670	E5	42	10	43112-KZ4-J41	F13	66	4
16234-KSE-672	E13	50	3	18373-MG7-701	G7	76	11	23471-KSE-670	E5	42	11	43131-KW3-006	F13	66	5
16235-KSE-611	E13	50	3	18392-MK4-000	G7	76	12	23472-KY4-900	E9	46	2	43150-KSE-006	F13	66	6
16240-KSE-670	D10	31	5	18601-MBW-003	E1	38	11	23481-KSE-670	E5	42	12	43190-KSE-006	F13	66	7
16950-KSE-003	G2	71	1					23483-KSE-670	E5	42	13	43215-KZ4-J41	F13	66	8
16959-MY1-000	G5	74	3	19000				23491-KSE-670	E5	42	14	43310-KSE-003	F14	67	1
16961-MCT-010	E1	38	10	19010-KSE-003	H1	86	1	23512-KSE-670	E5	42	15	43310-KSE-841	F14	67	1
16997-467-000	G2	71	2	19015-KSE-003	H1	86	2	23531-KSE-670	E9	46	3	43340-MEY-000ZA	F13	66	9
17000				19033-KSE-000	H1	86	3	23801-KSE-670	E5	42	16	43351-KSE-000	G1	70	14
17210-KSE-000	G5	74	4	19037-GEE-710	H1	86	4	23810-KSE-670	D14	35	9	43352-568-003	F10	63	3
17212-KSE-000	G5	74	5	19046-PAA-A00	H1	86	5	23812-KSE-670	D14	35	10	32000			
17213-KSE-000	G5	74	6	19051-KA3-830	H1	86	6	24000				32100-KSE-672	G16	85	4
17214-KSE-000	G5	74	7	19052-MAC-680	H1	86	7	24200				32112-KSE-670	D16	37	3
17217-KSE-000	G5	74	8	19061-KSE-000	H1	86	8	24211-KSE-670	E7	44	1	32171-GF9-621	G5	74	19
17220-KSE-000	G5	74	9	19062-KSE-000	H1	86	9	24212-KSE-670	E7	44	2	35000			
17221-KSE-000	G5	74	10	19063-KSE-000	H1	86	10	24213-KSE-670	E7	44	3	35130-KSE-671	F1	54	7
17223-KSE-000	G5	74	11	19064-KSE-000	H1	86	11	24265-GC4-710	E7	44	4	40000			
17253-KSE-000	G5	74	12	19071-KSE-000ZA	G2	71	14	24266-KSE-670	E7	44	5	40530-KSE-671	G10	79	1
17291-GBF-830	G5	74	13	19071-KSE-600ZA	G2	71	14	24311-KSE-670	E7	44	6	40530-KSE-841	G10	79	1
17359-MAG-L00	G5	74	14	19072-KSE-000ZA	G2	71	15	24312-KA3-741	E7	44	7	40531-KSE-671	G10	79	2
17370-419-700	G5	74	15	19215-KSE-670	D13	34	1	24315-KA3-710	E7	44	8	40540-KSE-003	G10	79	1
17372-KSE-000	G5	74	16	19221-KSE-670	D13	34	2	24321-KZ3-891	E7	44	9	41000			
17373-KSE-000	G5	74	17	19226-KSE-670	D13	34	3	24322-MM4-000	E7	44	10	41201-GBF-830	F16	69	2
17375-KSE-000	G5	74	18	19240-KSE-670	D13	34	4	24324-KA3-711	E7	44	11	41201-GBF-860	F16	69	2
17506-KZ3-860	G2	71	3	19245-KSE-670	E4	41	3	24325-KA3-711	E7	44	12	41201-GBF-K10	F16	69	2
17508-GBF-830	G2	71	4	19504-KY1-003	H1	86	12	24326-KBH-901	E7	44	13	41201-KSE-670	F16	69	2
17509-KSE-000	G2	71	5	19505-KS6-700	H1	86	13	24328-GC4-730	E7	44	14	41201-KSE-840	F16	69	2
17510-KSE-000	G2	71	6	19508-KA3-710	G7	76	13	24329-KA3-740	E7	44	15	41202-GBF-860	F16	69	2
17516-KT0-670	G2	71	7	19523-KSE-670	D2	23	10	24430-KA3-740	E7	44	16	41203-GBF-830	F16	69	2
17521-429-000	G2	71	8	22000				24435-KSE-670	E7	44	17	42000			
17620-ML3-600	G2	71	9	22100-KSE-670	D11	32	2	24610-KSE-670	E7	44	18	42301-KSE-000	F16	69	3
17624-KA4-000	G2	71	10	22120-KSE-670	D11	32	3	24651-KSE-670	E7	44	19	42305-KSE-000	F16	69	4
17626-467-000	G2	71	11	22201-GBF-B40	D11	32	4	24652-HA0-000	E7	44	20	42311-KSE-000	F16	69	5
17634-KZ3-860	G2	71	12	22321-KSE-670	D11	32	5	24700-KSE-000	G8	77	1	42620-KSE-000	F16	69	6
17681-KSE-000	G2	71	13	22351-KSE-670	D11	32	6	28000				42635-KSE-670	F16	69	7
17900-KSE-710	F2	55	29	22352-KSE-670	D11	32	7	28211-KSE-670	E9	46	4	42650-KSE-670	F16	69	8
17910-KSE-000	F1	54	1	22401-KSE-670	D11	32	8	28221-MEB-770	E9	46	5	42650-KSE-840	F16	69	8
17913-KB7-000	F1	54	2	22810-KSE-670	E1	38	12	28223-KA4-740	E9	46	6	42701-KSE-671	F16	69	9
17920-KSE-000	F1	54	3	22838-KSE-670	D14	35	8	28232-KSE-670	E9	46	7	42701-KSE-841	F16	69	9
17950-KSE-000	F1	54	4	22851-KSE-670	D11	32	9	28242-KSE-670	D11	32	11	42711-GBF-871	F16	69	10
17960-KSE-000	F1	54	5	22870-KSE-000	F1	54	6	28251-MEN-670	E9	46	8	42711-GS2-752	F16	69	10
18000				23000				28259-KSE-670	E9	46	9	42711-GS2-771	F16	69	10
18291-KZ1-670	E15	52	1	23121-KSE-670	D11	32	10	28281-KSE-670	E9	46	10	42712-GBF-871	G1	70	11
18310-KSE-610	G7	76	2	23210-KSE-670	E5	42	1	28282-MEB-670	E9	46	11	42712-GC4-601	F16	69	11
18310-KSE-640	G7	76	2	23221-KSE-670	E5	42	2	28300-KSE-000	G8	77	2	42712-GC4-611	G1	70	11
18313-KSE-640	G7	76	3	23221-KSE-670	E5	42	2	28302-KSE-000	G8	77	3	42713-GC4-003	G1	70	12
18313-KSE-700	G7	76	3					28306-KAE-000	G8	77	4	42713-GC4-671	G1	70	12
								28333-KK0-000	G8	77	5	42714-KA3-710	F11	64	2
												45000			
												45107-166-006	F10	63	5
												45107-MCT-006	F13	66	12

PART NO. INDEX

13

Part Number	Address	Page	Ref.	Part Number	Address	Page	Ref.	Part Number	Address	Page	Ref.	Part Number	Address	Page	Ref.	Part Number	Address	Page	Ref.
45108-166-006	F10	63	6	51401-KSE-841	F7	60	3	52402-GBF-J01	G12	81	2	61000				90004-GHB-620	D10	31	6
45110-KSE-006	F10	63	7	51402-KSE-671	F7	60	3	52403-GBF-831	G12	81	2					90004-GHB-630	D8	29	10
45111-MAJ-G41	F13	66	13	51403-KSE-671	F7	60	3	52410-KSE-671	G12	81	3	61110-KSE-000	F6	59	1	90004-KCW-851	D2	23	12
45115-GE3-602	F10	63	8	51404-GBF-831	F7	60	4	52421-KSE-671	G12	81	4	61136-GBF-831ZB	F5	58	6	90005-896-000	D16	37	4
45125-KSE-003	F3	56	1	51405-GBF-831	F7	60	5	52422-MA0-003	G12	81	5	61304-958-003	G15	84	1	90005-MM4-000	D2	23	13
45131-GZ0-006	F10	63	9	51405-MC7-003	F7	60	6	52423-GBF-831	G12	81	6					90010-MEB-670	D16	37	5
45132-166-016	F10	63	10	51408-GBF-831	F7	60	7	52425-381-771	G12	81	8	77000				90013-KSE-670	D11	32	12
	F13	66	14	51410-KSE-671	F7	60	8	52425-KSE-671	G12	81	7					90017-MY9-790	D1	22	6
45133-166-016	F10	63	11	51410-KSE-841	F7	60	8	52426-KSE-671	G12	81	9	77100-KSE-000	G4	73	1	90022-MBG-D00	D11	32	13
45133-MA3-006	F13	66	15	51412-461-003	F7	60	9	52427-GBF-831	G12	81	10	77101-KSE-300	G4	73	2	90022-MG8-000	E7	44	21
45134-GE3-601	F10	63	12	51414-GBF-831	F7	60	10	52428-KA4-741	G12	81	11					90023-MM5-000	D2	23	14
45150-KSE-006	F10	63	13	51415-GBF-831	F7	60	11	52429-GBF-831	G12	81	12	80000				90031-KSE-670	E1	38	14
45215-GC4-602	F10	63	14	51420-KSE-671	F7	60	12	52431-MA0-771	G12	81	13					90038-KY4-900	E4	41	4
45216-166-006	F10	63	15	51430-KSE-631	F7	60	13	52432-GBF-831	G12	81	14	80101-KSE-000ZA	G15	84	2	90071-MF5-000	E5	42	18
45218-166-006	F10	63	16	51430-KSE-671	F7	60	13	52434-KA3-681	G12	81	15								
45351-KSE-000	F12	65	13	51431-KSE-631	F7	60	14	52435-MA0-771	G12	81	16	83000				90084-041-000	E5	42	19
45461-GBF-J00	F7	60	1	51431-KSE-671	F7	60	14	52436-KSE-680	G12	81	17					90084-HB3-000	D14	35	11
45462-GBF-J00	F7	60	2	51436-GBF-J01	F7	60	15	52438-KA4-741	G12	81	18	83510-KSE-000ZA	G4	73	3	90087-MM1-670	D10	31	7
45468-KS7-830	F5	58	1	51441-KSE-631	F8	61	16	52440-GBF-A01	G13	82	19	83515-KS7-830	G4	73	4	90088-MEB-670	D8	29	11
45504-KN5-006	F3	56	2	51441-KSE-671	F8	61	16	52451-GBF-831	G13	82	20	83607-356-000	G2	71	16	90101-KK6-000	G13	82	34
45510-GBF-J01	F3	56	3	51447-KR6-003	F8	61	17	52453-KSE-671	G13	82	21	83610-KSE-000ZA	G4	73	5	90101-KSE-000	G13	82	35
45513-KCE-671	F3	56	4	51450-GBF-831	F8	61	18	52455-GBF-831	G13	82	22					90102-KSE-000	H2	87	9
45517-GW0-751	F3	56	5	51456-KZ3-731	F8	61	19	52459-GBF-831	G13	82	23	84000				90102-MEN-710	G4	73	6
45518-KA3-731	F3	56	6	51476-GBF-831	F8	61	20	52462-KSE-000	G13	82	24					90103-KSE-000	G8	77	10
45520-KA3-731	F3	56	7	51480-KSE-631	F8	61	21	52463-KSE-000	G13	82	25	84601-HA7-670	G5	74	21	90105-KAE-870	F12	65	14
45523-KA3-731	F3	56	8	51480-KSE-671	F8	61	21	52465-KSE-000	G13	82	26	84706-415-000	G2	71	17				
45530-KCE-671	F3	56	9	51480-KSE-841	F8	61	21	52473-KSE-000	G13	82	27					90105-MEN-000	G10	79	16
				51480-KSE-D01	F8	61	21	52473-KZ9-710	G13	82	28	86000				90106-KSE-000	F15	68	11
				51481-KSE-631	F8	61	22	52479-KSE-000	G13	82	29					90106-MJ0-000	F5	58	7
46000				51481-KSE-671	F8	61	22	52482-GBF-831	F9	62	29	86150-KPG-901	F4	57	4	90107-KF0-000	F5	58	8
46182-500-013	F14	67	9	51490-GBF-J21	F8	61	23	52486-GBF-830	G13	82	30					90107-KSE-000	G15	84	3
46182-MEL-D21	F15	68	9	51517-GBF-831	F8	61	24	52487-GBF-830	G13	82	31	87000				90108-KA3-710	H2	87	10
46504-KZ4-J41	F15	68	10	51520-KSE-671	F8	61	25									90109-KSE-670	E9	46	12
46510-KSE-000	G8	77	6	51580-KSE-631	F8	61	26	53000				87126-KSE-000ZA	H5	90	1	90111-162-000	G4	73	7
46511-KZ4-J00	G8	77	7	51580-KSE-671	F8	61	26	53100-KSE-000	F4	57	1	87126-KSE-600ZA	H5	90	4	90111-ML3-791	F3	56	13
46513-KSR-710	G8	77	8	51580-KSE-841	F8	61	26	53140-KSE-000	F1	54	8	87127-KSE-000ZA	H5	90	2	90112-GC3-000	F5	58	9
46525-KK0-003	G8	77	9	51580-KSE-D01	F8	61	26	53166-GBF-J60	F1	54	10	87127-KSE-600ZA	H5	90	5	90112-MEB-670	F1	54	20
				51610-GBF-680ZB	F8	61	27	53167-MEB-672	F1	54	11	87130-GEL-A00ZA	H5	90	3	90113-GF0-000	G2	71	18
50000				51620-GBF-680ZB	F9	62	28	53168-MEB-671	F1	54	12	87507-KSE-670	H4	89	1	90113-KT0-670	H2	87	11
50020-KSE-000	H2	87	1	52000				53169-KSE-000	F1	54	13	87507-KSE-720	H4	89	1	90113-KZ3-000	F9	62	30
50131-KSE-000	H2	87	2					53172-MEB-670	F1	54	14	87516-KZ1-600	G13	82	32	90113-MAC-780	F9	62	31
50132-KSE-000	H2	87	3	52101-KSE-000	G10	79	5	53174-KCE-670	F1	54	15	87516-KZ1-881	G13	82	33	90114-166-006	F3	56	14
50163-KSE-000	G16	85	5	52141-GBF-J00	G10	79	6	53174-KN5-006	F3	56	10	87560-GBF-770	H4	89	2	90115-KV3-700	G10	79	17
50200-KSE-000ZA	H2	87	4	52142-GBF-J00	G10	79	7	53175-KCE-670	F3	56	11	87560-ML3-970	H4	89	2	90118-968-000	G8	77	11
50226-KSE-000	H2	87	5	52143-GBF-J00	G10	79	8	53176-ML3-791	F3	56	12					90123-KZ4-J40	G7	76	14
50360-KRN-000	H2	87	6	52146-KSE-000	G10	79	9	53177-MEB-670	F1	54	16	89000				90123-MEN-670	G7	76	15
50370-KSC-000	H2	87	7	52147-GM7-701	G10	79	10	53178-MAC-740	F1	54	17	89201-KA4-811	H3	88	1	90124-KZ4-J40	G7	76	16
50500-KA3-820	G9	78	1	52147-KSE-000	G10	79	11	53190-MEB-670	F1	54	18	89202-KA4-811	H3	88	2	90124-MM9-000	G2	71	19
50530-GBF-830	G9	78	2	52156-353-300	H2	87	8	53192-203-000	F1	54	19	89212-KSE-000	H3	88	3	90125-KA4-000	G1	70	17
50603-KA3-710	G9	78	3	52158-GBF-830	G10	79	12	53214-KA3-732	F5	58	2	89216-MAT-000	H3	88	4	90128-KSE-000	G13	82	36
50616-KSE-000	G9	78	4	52170-KSE-000	G10	79	13	53214-MCJ-751	F5	58	3					90131-KW6-840	F10	63	17
50617-KZ4-J40	G9	78	5	52171-KR6-000	G10	79	14	53215-GF8-000	F4	57	2	90000				90137-KA3-830	G2	71	20
50618-KZ4-J40	G9	78	6	52200-KSE-000	G10	79	15	53219-GBF-K40	F5	58	4					90145-MS9-612	F3	56	15
50642-KSE-000	G9	78	7	52200-KSE-840	G10	79	15	53229-MM1-650	F5	58	5	90001-GB4-000	H1	86	14				
				52400-KSE-671	G12	81	1	53300-KSE-000	F4	57	3	90001-MEN-850	E1	38	13	90153-KSE-000	G13	82	37
				52400-KSE-841	G12	81	1					90003-KSE-670	D2	23	11	90153-KZ4-710	G13	82	38
				52401-GBF-831	G12	81	2					90004-GHB-600	D8	29	9	90170-MEB-670	G7	76	17
51401-KSE-671	F7	60	3	52402-GBF-831	G12	81	2									90202-KGB-610	D2	23	15
																90301-473-003	G10	79	18

4

PART NO. INDEX

Part Number	Address	Page	Ref.	Part Number	Address	Page	Ref.	Part Number	Address	Page	Ref.	Part Number	Address	Page	Ref.	Part Number	Address	Page	Ref.
90301-782-000	F1	54	21	90520-134-000	G11	80	22	91254-KS6-003	G11	80	24	94201-20180	G9	78	9	96001-06075-00	D15	36	29
90301-KSE-670	E4	41	5	90543-MV9-670	D1	22	7	91256-GC5-003	F9	62	33	94301-08100	D2	23	18	96120-62030-00	E6	43	33
90302-KSE-670	D11	32	14		E15	52	1	91258-KZ3-B01	F9	62	34	94301-08140	D10	31	13	96140-62020-00	E6	43	34
90302-KZ3-J40	H2	87	12	90545-300-000	F3	56	16	91262-KV3-831	G14	83	45		D14	35	20	96211-08000	G8	77	15
90303-KRN-000	H1	86	15		F15	68	13	91301-KZ3-731	F9	62	35		E2	39	31	96220-30178	D12	33	6
90304-425-000	F4	57	5	90554-728-940	E6	43	27	91302-028-000	D2	23	17	94301-10160	D2	23	19	96220-40080	E8	45	29
90304-GE8-003	G13	82	39		E9	46	13		E15	52	1		D14	35	21	96300-06012-00	D1	22	8
90305-197-013	F12	65	15	90601-030-000	E6	43	28	91302-PA9-003	D14	35	17	94301-12160	D9	30	3	96300-08035-00	E2	39	38
90305-GW2-711	G1	70	18	90601-459-000	E6	43	29		E16	53	1	94510-14000	E8	45	28		F4	57	7
90306-KF0-003	G10	79	19	90602-MEB-670	D14	35	14	91303-377-000	D14	35	18	94510-19000	E9	46	14	96300-08080-00	E2	39	39
90306-KZ4-711	G13	82	40	90602-PX4-000	D7	28	19		E16	53	1	94520-14000	D14	35	22	96400-08032-00	F4	57	8
90309-357-000	G11	80	20	90610-MEB-670	E1	38	18	91305-KF0-003	D10	31	11	94520-30100	E2	39	32	96600-06014-00	G6	75	29
	H2	87	13	90650-KV6-003	F1	54	24		E16	53	1	94601-14000	G1	70	26				
90309-ML3-791	G1	70	19	90651-KV6-003	G16	85	6	91307-035-000	D10	31	12		E3	40	6	98000			
90321-315-670	F1	54	22	90651-MA5-671	F3	56	17		D14	35	19					98059-58916	D2	23	22
90355-427-770	G7	76	18	90652-KY4-900	D12	33	5		E16	53	1	95000				98059-58926	D2	23	22
90401-KCZ-000	E5	42	20	90653-HC4-900	G5	74	22	91310-MJ0-003	F9	62	36					98059-59916	D2	23	22
90401-KSE-670	E5	42	21	90679-SG9-E01	G16	85	7	91311-PH7-003	D10	31	10	95002-02079	E11	48	42	98059-59926	D2	23	22
90401-KY0-890	E4	41	6	90745-GC4-701	F12	65	17		E16	53	1	95002-02080	H1	86	17				
90401-MEY-670	D14	35	12	90751-GK1-003	D14	35	15	91320-KE1-000	D13	34	10	95002-02100	E2	39	33				
90402-KSE-670	D11	32	15		E16	53	1	91351-GS2-701	G14	83	46	95002-02120	G3	72	23	99000			
90403-KA3-830	H1	86	16	90901-MCF-000	E1	38	19	91351-KSE-003	G14	83	47		G6	75	27				
90403-KSE-670	E6	43	22					91356-GBF-831	G14	83	48	95003-14067-10	H1	86	18	99101-357-1200	E13	50	5
90407-KSE-670	D11	32	16	91000				91356-MW0-003	F9	62	37	95014-22100	F4	57	6	99101-357-1220	E13	50	5
90410-HC4-000	H2	87	14									95015-54000	G8	77	14	99101-357-1250	E13	50	5
90435-HB3-000	E7	44	23	91001-KA4-003	D13	34	7	93000				95018-52201	G6	75	28	99101-357-1280	E13	50	5
90437-611-000	D16	37	6	91001-KSE-671	E1	38	20					95701-06012-00	G15	84	4	99101-357-1300	E13	50	5
90441-KA4-700	E4	41	7	91002-KSE-671	E1	38	21	93301-06016-0A	E8	45	27	95701-08035-00	G11	80	28	99101-357-1320	E13	50	5
	E6	43	23	91003-KF0-008	D7	28	20	93401-04016-00	F15	68	14	95801-08105-00	H2	87	16	99101-357-1350	E11	48	43
	E7	44	24	91004-KSE-671	E1	38	22	93404-06014-00	H2	87	15					99101-357-1380	E13	50	5
90441-KRN-670	E1	38	15	91004-KY4-900	E8	45	26	93404-06016-08	F6	59	3	96000				99101-357-1400	E14	51	5
90442-397-000	D8	29	12	91004-MT3-003	E6	43	30	93500-04012-1A	F1	54	25					99101-357-1420	E14	51	5
	E15	52	1	91005-KSE-671	E4	41	8	93500-05008-0A	G11	80	25	96001-06010-00	G16	85	8	99101-357-1450	E14	51	5
90445-KSE-671	D11	32	17	91006-HA0-003	E1	38	23	93500-05010-0G	G11	80	26	96001-06012-00	D7	28	21	99103-440-0350	E12	49	44
90447-KE1-000	D13	34	5	91006-KSE-671	D11	32	20	93600-04012-1G	F3	56	18		E2	39	34	99103-440-0380	E12	49	44
	E16	53	1	91008-KSE-671	E6	43	31	93600-06040-0A	G11	80	27	96001-06014-00	D2	23	20	99103-440-0400	E12	49	44
90451-107-000	E6	43	24	91015-425-831	F5	58	10	93892-04008-18	E11	48	40	96001-06016-00	D14	35	23	99103-440-0420	E12	49	44
90451-155-000	E7	44	25	91021-148-004	E1	38	24	93892-04014-18	E11	48	41		E9	46	15	99103-440-0450	E12	49	44
90451-KSE-670	D11	32	18	91022-KA4-740	E2	39	25		E13	50	4	96001-06018-00	D14	35	24	99104-MEB-1000	E12	49	45
90452-437-000	E6	43	25	91051-KSE-003	G1	70	22	93913-15280	G5	74	23		G3	72	24	99108-KRN-0500	E12	49	46
90457-HB3-000	E6	43	26	91052-KSE-003	F12	65	18	93913-15410	G5	74	24		D14	35	24	99108-KSE-0600	E12	49	46
90461-KSE-670	D11	32	19	91070-GC4-601	G11	80	23					96001-06018-00	F2	55	27	99108-MEB-0550	E12	49	46
90463-ML7-000	D10	31	8	91071-KV3-005	G14	83	41	94000				96001-06022-00	D2	23	21	99112-KRN-0680	E12	49	47
	D13	34	6	91072-KT7-003	G14	83	42						F2	55	28				
	D14	35	13	91074-KRN-711	G14	83	43	94001-08000-0S	F12	65	19		F3	56	20				
	E1	38	16	91077-GS2-702	G14	83	44		G1	70	24	96001-06028-00	D9	30	4				
	E16	53	1	91201-148-003	D13	34	8	94002-05000-0S	G6	75	25		D10	31	14				
90465-MC4-000	G1	70	20	91201-KSE-671	E2	39	26	94002-06000-0S	F15	68	15		D13	34	11				
90474-333-000	E1	38	17	91201-MEB-671	E2	39	27	94050-06000	F3	56	19		D15	36	25				
	E16	53	1	91202-KCY-761	E6	43	32	94101-05000	D16	37	7	96001-06030-00	D15	36	26				
90482-567-000	D8	29	13	91203-KA4-771	E2	39	28	94101-06000	G7	76	19	96001-06035-00	D10	31	15				
90485-KSE-000	G11	80	21	91203-KSE-671	E2	39	29	94101-08000	G6	75	26		D13	34	12				
90501-GBM-750	G1	70	21	91204-KF0-003	D10	31	9	94102-08800	G7	76	20		D15	36	27				
90501-KV6-670	F1	54	23	91204-KRN-671	D14	35	16	94102-10000	G9	78	8	96001-06040-00	G11	80	29				
90501-KZ4-J20	G2	71	21	91204-KSE-671	E2	39	30	94111-04000	F2	55	26	96001-06045-00	D10	31	16				
90501-MK4-600	D2	23	16	91205-VM6-003	G1	70	23	94111-08000	F12	65	20		D15	36	28				
90506-430-000	G3	72	22	91211-KSE-671	D13	34	9		G1	70	25	96001-06055-00	E2	39	35				
90510-KY1-000	F12	65	16	91251-444-000	G8	77	12	94201-20120	G8	77	13	96001-06070-00	E2	39	37				
90512-KZ4-J20	F6	59	2	91254-GBF-831	F9	62	32												

PART NAME INDEX

J 1

Part name	Address	Page	Ref.	Part name	Address	Page	Ref.	Part name	Address	Page	Ref.
[A]											
ADJUSTER, COMPRESSION DAMPING				BOLT-WASHER, 6X25	D11	32	13	BOLT, FLANGE, 6X73	D2	23	11
ADJUSTER, SPRING	G12	81	5	BOLT COMP., CENTER	F8	61	16	BOLT, FLANGE, 6X75	D15	36	29
ARM ASSY., KICK STARTER	G8	77	2	BOLT SET, ADJUSTER	F3	56	13	BOLT, FLANGE, 8X105	H2	87	16
ARM COMP., L. EX. ROCKER	D4	25	7	BOLT, CLUTCH WIRE ADJUSTING ...	F1	54	19	BOLT, FLANGE, 8X16	G7	76	15
ARM COMP., R. EX. ROCKER	D4	25	6	BOLT, COVER	E10	47	21	BOLT, FLANGE, 8X18	G7	76	14
ARM SET, LINK	E10	47	7	BOLT, CUSHION LOWER, 10X43.5 ..	G13	82	38	BOLT, FLANGE, 8X32	F4	57	8
ARM SUB ASSY., CUSHION	G13	82	26	BOLT, DISK, 6X17	F12	65	14	BOLT, FLANGE, 8X35	F10	63	17
AXLE, FR. WHEEL	F11	64	3		G1	70	16	BOLT, FLANGE, 8X40	E2	39	38
AXLE, RR. WHEEL	F16	69	3	BOLT, DRIVE SPROCKET FIXING ...	E5	42	19	BOLT, FLANGE, 8X80	F4	57	7
				BOLT, ELEMENT SETTING	G5	74	13	BOLT, FLANGE, 8X87	G7	76	16
				BOLT, FLANGE SOCKET, 6X14	E5	42	18	BOLT, FR. FORK	G11	80	28
					E7	44	22	BOLT, HANDLE LEVER PIVOT	F5	58	8
				BOLT, FLANGE, 10X105	G13	82	35	BOLT, HEAD COVER	E2	39	39
				BOLT, FLANGE, 10X67	G13	82	36	BOLT, HEX., 6X16	F3	56	14
				BOLT, FLANGE, 10X85	G13	82	34	BOLT, HEX., 8X47.5	F8	61	18
				BOLT, FLANGE, 10X90	H2	87	9	BOLT, JOINT, 8X19	F3	56	14
				BOLT, FLANGE, 5X16	D16	37	4	BOLT, LEVER PIVOT	D1	22	6
				BOLT, FLANGE, 6MM	F9	62	30	BOLT, LINK, 10X73	D1	22	6
					G2	71	18	BOLT, OIL, 10X22	E4	41	4
					G4	73	7	BOLT, HEX., 8X47.5	E8	45	27
					G15	84	3	BOLT, JOINT, 8X19	G10	79	16
				BOLT, FLANGE, 6X10	D8	29	9	BOLT, KICK ARM, 6X25	H2	87	10
					F13	66	16	BOLT, KICK JOINT	G8	77	10
					G16	85	8	BOLT, LEVER PIVOT	G8	77	4
				BOLT, FLANGE, 6X12	D1	22	8	BOLT, LINK, 10X73	F1	54	20
					D7	28	21	BOLT, PIN	G13	82	37
					E2	39	34	BOLT, PLUG	F3	56	15
					G15	84	4	BOLT, PROTECTOR	F15	68	12
				BOLT, FLANGE, 6X14	D2	23	20	BOLT, RECESSED, 5X28	F10	63	9
					D10	31	6	BOLT, RECESSED, 5X32	F13	66	5
				BOLT, FLANGE, 6X16	D8	29	10	BOLT, RECESSED, 5X32	F8	61	19
					D14	35	23	BOLT, SOCKET, 6X14	F9	62	31
					E9	46	15	BOLT, SPECIAL KNOCK, 7X9.5	D2	23	14
					F5	58	7	BOLT, SPECIAL, 5X22	D2	23	13
					G3	72	24	BOLT, SPECIAL, 6X14	D2	23	13
				BOLT, FLANGE, 6X18	D14	35	24	BOLT, SPECIAL, 6X14	G6	75	29
					F2	55	27	BOLT, SPECIAL, 7X9.5	D8	29	2
					G3	72	25	BOLT, SPECIAL, 10X24	D8	29	2
				BOLT, FLANGE, 6X20	G8	77	11	BOLT, SPECIAL, 10X24	D11	32	12
				BOLT, FLANGE, 6X22	D2	23	21	BOLT, SPECIAL, 5MM	F5	58	9
					F2	55	28	BOLT, SPECIAL, 6MM	G7	76	17
					F3	56	20	BOLT, SPECIAL, 8MM	G4	73	6
				BOLT, FLANGE, 6X23.5	H1	86	14	BOLT, SPECIAL, 8X22	E9	46	12
				BOLT, FLANGE, 6X25	D8	29	11	BOLT, STUD, 7X25	D2	23	12
				BOLT, FLANGE, 6X28	D9	30	4	BOLT, STUD, 9X116	D2	23	12
					D10	31	14	BOLT, STUD, 9X116	E1	38	14
					D13	34	11	BOOT B	F13	66	15
					D15	36	25	BOOT COMP.	F3	56	2
				BOLT, FLANGE, 6X30	D15	36	26		F14	67	3
				BOLT, FLANGE, 6X35	D10	31	15	BOOT, PIN	F10	63	11
					D13	34	12	BOOT, PIN BUSH	F10	63	10
					D15	36	25		F13	66	14
				BOLT, FLANGE, 6X40	D10	31	16	BRACKET SUB ASSY., RR.	F13	66	7
					G2	71	20	BRACKET, C.D.I.	G16	85	5
				BOLT, FLANGE, 6X45	D15	36	28	BRACKET, FR. FUEL TANK	G2	71	12
					E2	39	35	BRACKET, L. FR.	F10	63	7
				BOLT, FLANGE, 6X55	E2	39	36	BRACKET, L. HANDLE LEVER	F1	54	14
				BOLT, FLANGE, 6X70	E2	39	37	BRIDGE COMP., FORK TOP	F4	57	3
								BUSH, GUIDE	F7	60	10
								BUSH, SLIDER	F7	60	11



PART NAME INDEX

J 2

Part name	Address	Page	Ref.	Part name	Address	Page	Ref.	Part name	Address	Page	Ref.
[C]											
CABLE COMP. A, THROTTLE	F1	54	1	CLIP, TUBE	E2	39	33	CRANKSHAFT COMP.	E3	40	1
CABLE COMP. B, THROTTLE	F1	54	3		E11	48	42	CUSHION ASSY., RR.	G12	81	1
CABLE COMP., CLUTCH	F1	54	6		G3	72	23	CUSHION, C.D.I. UNIT	G16	85	1
CABLE COMP., HOT STARTER	F1	54	4		G6	75	27	CYLINDER	D9	30	1
CABLE COMP., THROTTLE	F2	55	29		H1	86	17	CYLINDER ASSY., RR. BRAKE			
CALIPER SUB ASSY., L. FR.	F10	63	13	COCK ASSY., FUEL	G2	71	1	MASTER	F14	67	2
CALIPER SUB ASSY., RR. BRAKE	F13	66	6	COIL, CAP & IGNITION	G16	85	3	CYLINDER SUB ASSY., FR. BRAKE			
CAMSHAFT COMP.	D4	25	5	COLLAR	G2	71	17	MASTER	F3	56	3
CAP COMP., CHAMBER	G13	82	21	COLLAR A	G2	71	21	C.D.I. UNIT	G16	85	2
CAP COMP., RADIATOR	H1	86	4	COLLAR A, CONNECTING ROD	G13	82	27				
CAP, 14MM	D14	35	11	COLLAR A, CUSHION UPPER	G13	82	30	[D]			
CAP, 30MM	D10	31	7	COLLAR B, CUSHION ARM	G13	82	25	DAMPER COMP., FR.	F7	60	13
CAP, AIR VALVE	G12	81	8	COLLAR B, CUSHION UPPER	G13	82	31	DAMPER COMP., RR.	G12	81	3
CAP, BLEEDER	F10	63	4	COLLAR COMP., FR. WHEEL SIDE ..	F11	64	4	DAMPER SUB COMP., FR.	F7	60	14
	F13	66	11	COLLAR D, CUSHION ARM	G13	82	24	DIAPHRAGM	F3	56	7
CAP, CASE	G12	81	11	COLLAR, 16.5MM	E5	42	5		F14	67	7
CAP, MASTER CYLINDER	F3	56	4	COLLAR, 18MM	E5	42	13		G13	82	20
	F14	67	4	COLLAR, 20MM	E5	42	7	DIAPHRAGM COMP. #20	E10	47	10
CAP, OIL FILLER	D10	31	4	COLLAR, 20X22X10	E9	46	2	DIAPHRAGM COMP. #25	E10	47	10
CAP, VALVE	F11	64	2	COLLAR, 6X4	H2	87	8	DIAPHRAGM COMP. #30	E10	47	10
	G1	70	13	COLLAR, BATTERY LOWER	G2	71	16	DIAPHRAGM COMP. #30	E10	47	10
CARBURETOR ASSY.	E11	48	24	COLLAR, CLUTCH OUTER	D11	32	11	DISK, CLUTCH FRICTION	D11	32	4
CASE COMP., DAMPER	G12	81	7	COLLAR, CUSHION CONNECTING ROD	G13	82	28	DISK, FR. BRAKE	F12	65	13
CASE COMP., ROD GUIDE	G12	81	12	COLLAR, ENGINE HANGER	E1	38	2	DISK, RR. BRAKE	G1	70	14
CASE, AIR CLEANER	G5	74	4	COLLAR, FR. FENDER	F6	59	2	DOWEL PIN, 10X16	D2	23	19
CENTER, CLUTCH	D11	32	3	COLLAR, FR. WHEEL DISTANCE	F11	64	5		D14	35	21
CENTER, GEARSHIFT DRUM	E7	44	7	COLLAR, FUEL TANK SETTING	G2	71	11	DOWEL PIN, 8X10	D2	23	18
CHAIN, CAM	D8	29	3	COLLAR, KICK IDLE GEAR	E9	46	7	DOWEL PIN, 8X14	D10	31	13
CHAIN, DRIVE	G10	79	1	COLLAR, KICK SPRING	E9	46	11		D14	35	20
CHAMBER SET, FLOAT	E10	47	5	COLLAR, LINK	G10	79	3		E2	39	31
CIRCLIP	F3	56	17	COLLAR, L. SWINGARM	G10	79	7	DOWEL PIN, 8X7	D13	34	10
	F14	67	9	COLLAR, RADIATOR MOUNTING	H1	86	7	DRUM, GEARSHIFT	E7	44	6
	F15	68	9	COLLAR, RR. AXLE	F16	69	4	DUST PLUG	F10	63	12
CIRCLIP B, INTERNAL, 47MM	D7	28	19	COLLAR, RR. WHEEL DISTANCE	F16	69	6	DUST SEAL	F9	62	32
CIRCLIP, 18MM	E6	43	28	COLLAR, RR. WHEEL SIDE	F16	69	5	DUST SEAL, 15X20X2.5	G8	77	12
CIRCLIP, 20MM	E6	43	29	COLLAR, R. SWINGARM	G10	79	6	DUST SEAL, 17X20X2.5	G8	77	9
CIRCLIP, 8MM	D12	33	5	COLLAR, SHIFTER	E7	44	10	DUST SEAL, 17X24X5	G14	83	45
CIRCLIP, EXTERNAL, 14MM	E8	45	28	COLLAR, SPLINE, 18X11.7	E5	42	15	DUST SEAL, 19X26X3	G14	83	47
CIRCLIP, EXTERNAL, 19MM	E9	46	14	COLLAR, TANK SET	G2	71	5	DUST SEAL, 20X26X4.5	G11	80	24
CIRCLIP, INTERNAL, 14MM	D14	35	22	COLLAR, TENSIONER, 6X9	D8	29	5	DUST SEAL, 23X35X7	G1	70	23
CIRCLIP, INTERNAL, 14MM	D14	35	22	COLLAR, THRUST PIVOT	G10	79	8	DUST SEAL, 32X21X5	F12	65	17
CIRCLIP, INTERNAL, 30MM	E2	39	32	COLLAR, WATER PASS, 14MM	D10	31	1	DUST SEAL, RR. CUSHION UPPER ..	G14	83	46
CIRCLIP, INTERNAL, 35MM	G1	70	26	COTTER, VALVE	D4	25	16	DUST SEAL, STEERING HEAD	F5	58	2
CIRCLIP, SPECIAL INTERNAL,				COUNTERSHAFT	E5	42	2				
24MM	D14	35	14	COVER COMP., CYLINDER HEAD	D1	22	2	[E]			
CLAMPER A, FR. BRAKE HOSE	F7	60	1	COVER COMP., DRIVE SPROCKET	D14	35	9	ELEMENT, AIR CLEANER	G5	74	6
CLAMPER B, FR. BRAKE HOSE	F7	60	2	COVER COMP., L. CRANKCASE	D14	35	2	EMBLEM, PRODUCT	F4	57	4
CLAMPER COMP., AIR VENT TUBE ..	D10	31	5	COVER, L. HANDLE LEVER	F1	54	16	[F]			
CLAMPER, CORD	D16	37	3	COVER, L. SIDE	G4	73	5	FENDER SET, RR.	G15	84	2
CLAMP A, WATER HOSE	H1	86	13	COVER, OIL FILTER	D14	35	1	FENDER SUB ASSY., FR.	F6	59	1
CLAMP, MASTER CYLINDER OIL				COVER, R. CRANKCASE	D10	31	2	FILTER COMP., ENGINE OIL	D14	35	5
HOSE	G5	74	20	COVER, R. HANDLE LEVER	F3	56	12	FLAP, TIRE	F11	64	11
CLAMP, WATER HOSE, 25MM	H1	86	12	COVER, R. SIDE	G4	73	3		G1	70	12
CLIP	E11	48	23	COVER, THROTTLE	E11	48	26	FLOAT SET	E10	47	3
CLIP, MUDGUARD	G5	74	22	COVER, THROTTLE CABLE	F1	54	2	FLYWHEEL COMP.	D16	37	1
CLIP, OIL DRAIN TUBE	G5	74	1	COVER, THROTTLE CABLE END	F1	54	5				
				COVER, WATER PUMP	D13	34	2				
				CRANKCASE COMP., L.	E1	38	7				
CLIP, PISTON PIN, 14MM	E3	40	6	CRANKCASE COMP., R.	E1	38	1				

PART NAME INDEX

J 3

Part name	Address	Page	Ref.	Part name	Address	Page	Ref.	Part name	Address	Page	Ref.
FORK SUB ASSY., L. FR.	F8	61	26	GUIDE COMP., TUBE	E1	38	18	[L]			
FORK SUB ASSY., R. FR.	F8	61	21	GUIDE, CAM CHAIN	D8	29	8	LABEL, DRIVE CHAIN	H4	89	1
FORK, CENTER GEARSHIFT	E7	44	3	GUIDE, CHAIN	G10	79	9	LABEL, RADIATOR CAP	H1	86	5
FORK, L. GEARSHIFT	E7	44	2	GUIDE, DRIVE CHAIN	D14	35	10	LABEL, RR. DAMPER WARNING	G13	82	32
FORK, R. GEARSHIFT	E7	44	1	GUIDE, EX. VALVE	D2	23	3				
FRAME SET, FR.	H2	87	1	GUIDE, FR. BRAKE HOSE	F5	58	1	LEATHER COMP., SEAT	G4	73	2
FUEL FILL CAP ASSY.	G2	71	9	GUIDE, IN. VALVE	D2	23	2	LEVER COMP., CLUTCH LIFTER	E1	38	12
				GUIDE, RR. BRAKE HOSE	G10	79	4	LEVER SET, PUMP	E10	47	14
				GUIDE, SPRING	F7	60	4	LEVER, HOT STARTER	F1	54	18
[G]								LEVER, L. STEERING HANDLE	F1	54	17
GASKET KIT A	E15	52	1	[H]				LEVER, R. STEERING HANDLE	F3	56	11
GASKET KIT B	E16	53	1	HANGER, L. FR.	H2	87	3	LIFTER ASSY., TENSIONER	D8	29	6
GASKET SET	E10	47	1	HANGER, R. FR.	H2	87	2	LIFTER, VALVE	D4	25	11
GASKET, CRANKCASE	E1	38	6	HARNES, WIRE	G16	85	4	LOCK, PURSE	G5	74	19
	E16	53	1	HEAD COMP., CYLINDER	D2	23	1				
GASKET, CYLINDER	D9	30	2	HOLDER B1, HANDLE PIPE UPPER ..	F4	57	6	[M]			
	E15	52	1	HOLDER COMP., CAMSHAFT	D2	23	4	MAINSHAFT COMP.	E5	42	1
GASKET, CYLINDER HEAD	D2	23	5	HOLDER, L. LEVER BRACKET	F1	54	15	MARK	H5	90	3
	E15	52	1	HOLDER, MASTER CYLINDER	F3	56	5	MARK, CAUTION	H4	89	2
GASKET, EX. PIPE	E15	52	1	HOLDER, NEEDLE JET	E11	48	28	MARK, L. TANK SHROUD	H5	90	2
	G7	76	1	HOSE A, WATER	H1	86	8				
GASKET, FLOAT CHAMBER	E11	48	27	HOSE COMP. B, WATER	H1	86	9	MARK, R. TANK SHROUD	H5	90	1
	E13	50	2	HOSE COMP., RR. BRAKE	F14	67	1				
GASKET, HEAD COVER	D1	22	4	HOSE C, WATER	H1	86	10				
	E15	52	1	HOSE D, WATER	H1	86	11	MUDGUARD, AIR CLEANER	G5	74	9
GASKET, L. COVER	D14	35	3	HOSE, FR. BRAKE	F3	56	1	MUFFLER COMP.	G7	76	2
	E16	53	1	HOUSING, UNDER THROTTLE	F1	54	12	MUFFLER COMP., FR.	G7	76	9
GASKET, PLUG HOLE	D3	24	24	HOUSING, UPPER THROTTLE	F1	54	11	MUFFLER COMP., RR.	G7	76	10
	E15	52	1	HUB SUB ASSY., FR.	F11	64	6				
GASKET, R. COVER	D10	31	3	HUB SUB ASSY., RR.	F16	69	7	[N]			
	E16	53	1					NEEDLE SET, JET	E11	48	39
GASKET, TENSIONER LIFTER	D8	29	7	[I]				NEEDLE, REBOUND	E13	50	3
	E15	52	1	IMPELLER, WATER PUMP	D13	34	1	NUT, 14MM	D11	32	14
GASKET, WATER PUMP	D13	34	3	INSULATOR, CARBURETOR	D2	23	6	NUT, ADJUSTER	G12	81	6
	E16	53	1					NUT, CLIP, 6MM	H1	86	15
GAUGE, OIL LEVEL	D14	35	7	[J]				NUT, FENDER SETTING	G5	74	21
GEAR COMP., WATER PUMP	D13	34	4	JET, BY-STARTER,	E12	49	47	NUT, FIXING	F1	54	22
GEAR, BALANCER DRIVE	D11	32	1	JET, LEAK,	E12	49	46	NUT, FLANGE, 10MM	H2	87	12
GEAR, BALANCER DRIVEN	E4	41	2	JET, MAIN,	E11	48	43	NUT, FLANGE, 12MM	D16	37	7
GEAR, COUNTERSHAFT FIFTH	E5	42	14		E13	50	5	NUT, FLANGE, 6MM	G10	79	19
GEAR, COUNTERSHAFT FOURTH	E5	42	11	JET, OIL,	E14	51	5	NUT, FLANGE, 7MM	F3	56	19
GEAR, COUNTERSHAFT LOW	E5	42	3	JET, SLOW AIR,	E12	49	45	NUT, FLANGE, 7MM	G7	76	18
GEAR, COUNTERSHAFT SECOND	E5	42	6	JET, SLOW,	E12	49	44	NUT, FLANGE, 8MM	D2	23	15
GEAR, COUNTERSHAFT THIRD	E5	42	9	JOINT SET, FUEL	E10	47	16	NUT, HEX., 10MM	F9	62	29
GEAR, IDLE STARTER	E9	46	3	JOINT, BRAKE ROD	F15	68	10	NUT, HEX., 12MM	E4	41	5
GEAR, MAINSHAFT FIFTH	E5	42	12	JOINT, BREATHER TUBE	G5	74	14	NUT, FLANGE, 6MM	G12	81	18
GEAR, MAINSHAFT FOURTH	E5	42	10	JOINT, DRIVE CHAIN	G10	79	2	NUT, HEX., 5MM	G6	75	25
GEAR, MAINSHAFT SECOND	E5	42	4	JOINT, FUEL TUBE	G5	74	3	NUT, HEX., 6MM	F15	68	15
GEAR, MAINSHAFT THIRD	E5	42	8	JOINT, KICK ARM	G8	77	3	NUT, HEX., 8MM	F12	65	19
GEAR, OIL PUMP DRIVEN	D12	33	2	JOINT, THREE WAY	E1	38	10		G1	70	24
GEAR, PRIMARY DRIVE	D11	32	10						G11	80	20
GEAR, WATER PUMP DRIVEN	E4	41	3	[K]				NUT, SPECIAL, 6X7	H2	87	13
GRILLE, RADIATOR	H1	86	3	KEY, SPECIAL WOODRUFF, 25X14 ..	E3	40	5	NUT, SPRING, 6MM	G7	76	13
GRIP COMP., THROTTLE	F1	54	8					NUT, SQUARE, 5MM	D2	23	9
GRIP, L. HANDLE	F1	54	10					NUT, STEERING STEM	F4	57	5
GUARD, AIR CLEANER	G5	74	10								
GUARD, L. ENGINE	H2	87	6								
GUARD, RR. CALIPER	F13	66	9								
GUARD, R. ENGINE	H2	87	7								



PART NAME INDEX

J 4

Part name	Address	Page	Ref.	Part name	Address	Page	Ref.	Part name	Address	Page	Ref.
NUT, U, 10MM	G13	82	39	PEDAL COMP., BRAKE	G8	77	6	RETAINER, VALVE SPRING	D4	25	14
			40	PEDAL COMP., CHANGE	G8	77	1	RIM, FR. WHEEL	F11	64	8
NUT, U, 14MM	F12	65	15	PIECE, CLUTCH LIFTER	D11	32	7	RIM, RR. WHEEL	F16	69	9
NUT, U, 16MM	G1	70	18	PINION, KICK STARTER	E9	46	4	RING	F3	56	8
NUT, U, 6MM	F1	54	21	PIN A, DOWEL, 12X16	D9	30	3	RING SET, PISTON	E3	40	2
	G10	79	18	PIN D, JOINT	G8	77	14	RING, BACK UP	F7	60	9
NUT, U, 8MM	G1	70	19	PIN, GEARSHIFT RETURN SPRING ..	E7	44	20	RING, OIL SEAL STOPPER	F8	61	17
				PIN, HANGER	F10	63	14	RING, PISTON	G12	81	13
[O]					F13	66	8	RING, STOPPER	F7	60	5
OIL SEAL SET	G12	81	17	PIN, PISTON	E3	40	4				
OIL SEAL, 10X17X3	E2	39	30	PIN, SHIFTER	E7	44	8		F13	66	13
OIL SEAL, 10X21X5	D14	35	16	PIN, SLIDE	F10	63	8		G12	81	16
OIL SEAL, 12X22X5	D13	34	8	PIN, SPLIT, 2.0X12	G8	77	13	RING, WEAR	F8	61	20
OIL SEAL, 14X22X5	E2	39	28	PIN, SPLIT, 2.0X18	G9	78	9	RIVET, BLIND, 4.8	G7	76	6
OIL SEAL, 18X30X5	E2	39	29	PIN, STEP JOINT	G9	78	3	ROD COMP.	G12	81	9
OIL SEAL, 20X28X5	D10	31	9	PIPE COMP., EX.	G7	76	4	ROD COMP., PISTON	F8	61	22
OIL SEAL, 20X30X7	E6	43	32	PIPE COMP., L. SLIDE	F8	61	25		G12	81	4
OIL SEAL, 32X48X7.5	E2	39	26	PIPE COMP., R. SLIDE	F7	60	12	ROD COMP., PUSH	F14	67	8
OIL SEAL, 38X52X7	E2	39	27	PIPE, STEERING HANDLE	F4	57	1	ROD SUB ASSY., CUSHION			
O-RING	F9	62	36	PIPE, WATER	D2	23	10	CONNECTING	G13	82	29
O-RING, 11.8X3.55	G2	71	2	PISTON	E3	40	3	ROD, CLUTCH LIFTER	D11	32	9
O-RING, 13.8X2.4	D10	31	10		F10	63	5	ROLLER	E11	48	29
	E16	53	1		F13	66	12	ROLLER, 3X17.8	D12	33	6
O-RING, 13.8X2.5	D14	35	18	PISTON SET, MASTER CYLINDER ...	F3	56	9	ROLLER, 4X8	E8	45	29
	E16	53	1		F14	67	5	ROLLER, CHAIN TENSIONER	G10	79	12
O-RING, 15X2.5	D2	23	17	PIVOT, SHIFT DRUM STOPPER ARM ..	E7	44	21	ROTOR, OIL PUMP INNER	D12	33	3
	E15	52	1	PLATE, BEARING HOLDER	E1	38	15	ROTOR, OIL PUMP OUTER	D12	33	4
O-RING, 15.5X1.5	F9	62	33		E4	41	7	RUBBER, FUEL TANK SETTING	G2	71	3
O-RING, 16.8X1.9	G14	83	48		E6	43	23	RUBBER, MOUNTING	D1	22	7
O-RING, 18X3	D10	31	12	PLATE, BREATHER	D1	22	3		E15	52	1
	D14	35	19	PLATE, BUFFER	E11	48	34	RUBBER, RADIATOR MOUNTING	H1	86	6
	E16	53	1	PLATE, CAM CHAIN GUIDE	E1	38	8	RUBBER, SIDE COVER STOPPER	G4	73	4
O-RING, 18.8X1.9	F9	62	34	PLATE, CHAIN GUIDE	G10	79	11	RUBBER, STOPPER	F8	61	24
O-RING, 1.3X4.3	E10	47	20	PLATE, CLUTCH	D11	32	5		G12	81	10
O-RING, 27X2	D10	31	11	PLATE, CLUTCH PRESSURE	D11	32	6	RUBBER, TANK	H2	87	5
	E16	53	1	PLATE, DIAPHRAGM	F14	67	6	RUBBER, TANK MOUNTING	G2	71	4
O-RING, 2.0X33.5	G12	81	14	PLATE, DRIVE SPROCKET FIXING ..	E5	42	17	[S]			
O-RING, 2.8X1.9	F9	62	35	PLATE, FR. CASE	G5	74	8	SCREEN, OIL FILTER	E1	38	9
O-RING, 37.2X2.4	F9	62	37	PLATE, FR. NUMBER	F5	58	6	SCREW-WASHER, 4X14	E11	48	41
O-RING, 39.8X2.2	D14	35	17	PLATE, GUIDE	E7	44	14		E13	50	4
	E16	53	1	PLATE, OIL GUIDE	E9	46	1	SCREW-WASHER, 4X24	D16	37	5
O-RING, 3.5X33.7	G12	81	15	PLATE, RATCHET GUIDE	E9	46	9	SCREW-WASHER, 4X8	E11	48	40
O-RING, 5.8X1.9	E11	48	33	PLATE, WEIGHT SETTING	D4	25	3	SCREW SET A	E10	47	6
O-RING, 8.5X1.7	D14	35	15	PLUG, BREATHER TUBE	G5	74	15	SCREW SET B	E10	47	11
	E16	53	1	PLUG, SPARK	D2	23	22	SCREW SET, JET NEEDLE	E10	47	12
OUTER COMP., CLUTCH	D11	32	2	PLUNGER, PAWL	E7	44	13	SCREW, BLEEDER	F10	63	3
				PROTECTOR, EX. PIPE	G7	76	5		F13	66	10
[P]				PROTECTOR, L. FR. FORK	F9	62	28	SCREW, FLAT, 4X12	F3	56	18
PACKING, FUEL TANK CAP	G2	71	10	PROTECTOR, R. FR. FORK	F8	61	27	SCREW, FLAT, 6X40	G11	80	27
PACKING, MUFFLER	G7	76	12	PUMP SET, DIAPHRAGM	E10	47	9	SCREW, FLAT, 8X31	G1	70	17
PACK A, GLASS WOOL	G7	76	7	[R]				SCREW, LOWER COWL SETTING	G2	71	19
PACK B, GLASS WOOL	G7	76	8	RADIATOR, L.	H1	86	2	SCREW, PAN	E11	48	22
PAD SET, FR.	F10	63	2	RADIATOR, R.	H1	86	1	SCREW, PAN, 4X12	F1	54	25
PAD SET, RR.	F13	66	1	RATCHET, KICK STARTER	E9	46	5	SCREW, PAN, 5X10	G11	80	26
PARTS KIT, CARBURETOR OPTIONAL	E13	50	1	RECEIVER, CLUTCH CABLE	D14	35	8	SCREW, PAN, 5X8	G10	79	17
PAWL A, RATCHET	E7	44	11	RETAINER, BRACKET	F13	66	4		G11	80	25
PAWL B, RATCHET	E7	44	12					SCREW, PAN, 6X12	F15	68	11

PART NAME INDEX

J 5

Part name	Address	Page	Ref.	Part name	Address	Page	Ref.	Part name	Address	Page	Ref.
SCREW, SPECIAL FLAT, 6X17	E1	38	13	SPRING, SHIFT RETURN	E7	44	19	VALVE, THROTTLE	E11	48	25
SCREW, TAPPING, 5X12	G5	74	23	SPROCKET, CAM	D8	29	1	VISOR, AIR CLEANER CASE	G5	74	11
SCREW, TAPPING, 5X16	G5	74	24	SPROCKET, DRIVE	E5	42	16				
SEAL SET, FR. FORK	F8	61	23	SPROCKET, FINAL	F16	69	2	[W]			
SEAL SET, PISTON	F10	63	1	SPROCKET, FINAL DRIVEN	F16	69	2	WASHER, 10MM	H2	87	14
	F13	66	2	STAND COMP., MAIN	G9	78	1	WASHER, 12X24	E4	41	6
SEAL, EX. VALVE STEM	D4	25	1	START SET, HOT	E10	47	8	WASHER, 13X24X1.6	D14	35	12
SEAL, RING	D3	24	23	STATOR COMP.	D16	37	2	WASHER, 14MM	E7	44	25
	E15	52	1	STAY, AIR CLEANER ELEMENT	G5	74	5	WASHER, 16MM	G1	70	21
SEAL, WATER PUMP	D13	34	9	STEM SUB ASSY., STEERING	F5	58	4	WASHER, 6.1MM	E7	44	23
SEAT COMP.	G4	73	1	STEP COMP., L.	G9	78	7	WASHER, 8MM	G1	70	20
SEAT, SPRING	F7	60	7	STEP COMP., R.	G9	78	4		G11	80	21
	G13	82	23	STOPPER COMP., DRUM	E7	44	16	WASHER, CHAIN SLIDER	G10	79	14
SEAT, VALVE SPRING	D4	25	15	STOPPER, BEAD	F12	65	12	WASHER, CONICAL SPRING	F10	63	16
SENSOR ASSY., THROTTLE	E10	47	18		G1	70	15	WASHER, DUST SEAL	F4	57	2
SEPARATOR COMP.	F3	56	6	STOPPER, SPRING SEAT	G13	82	22	WASHER, FENDER MOUNTING	G3	72	22
SHAFT COMP., BALANCER	E4	41	1	SWINGARM SUB ASSY., RR.	G10	79	15	WASHER, HEADLIGHT CASE SETTING	G11	80	22
SHAFT C, SHIFT FORK	E7	44	5	SWITCH ASSY., ENGINE STOP	F1	54	7	WASHER, LOCK	D11	32	19
SHAFT SET, THROTTLE	E10	47	13					WASHER, OIL BOLT	F3	56	16
SHAFT, BRAKE PIVOT	G8	77	8	[T]					F15	68	13
SHAFT, EX. ROCKER ARM	D4	25	8	TANK COMP., FUEL	G2	71	6	WASHER, PLAIN	E11	48	30
SHAFT, GEARSHIFT FORK MAIN	E7	44	4	TENSIONER COMP., CAM CHAIN	D8	29	4				31
SHAFT, OIL PUMP	D12	33	1	THREAD, STEERING HEAD TOP	F5	58	5	WASHER, PLAIN, 10MM	D11	32	15
SHAFT, SWINGARM PIVOT	G10	79	5	TIRE, FR.	F11	64	9		G9	78	8
SHIFTER, GEARSHIFT DRUM	E7	44	9	TIRE, RR.	F16	69	10	WASHER, PLAIN, 12MM	D16	37	6
SHIM, TAPPET	D4	25	17	TOP SET	E10	47	4	WASHER, PLAIN, 15MM	F12	65	16
	D5	26	17	TUBE A, BREATHER	E1	38	3	WASHER, PLAIN, 5MM	G7	76	19
	D6	27	17		G5	74	16	WASHER, PLAIN, 6MM	G6	75	26
			18	TUBE B, BREATHER	E1	38	4	WASHER, PLAIN, 7MM	F1	54	23
SHROUD SET, L. RADIATOR	G2	78	18		G5	74	17	WASHER, PLAIN, 8MM	D2	23	16
SHROUD SET, R. RADIATOR	G2	71	14	TUBE COMP., AIR VENT	E11	48	37		G7	76	20
SLIDER, CHAIN	G10	79	13	TUBE C, BREATHER	E1	38	5	WASHER, RADIATOR MOUNTING	H1	86	16
SLIDER, CHAIN GUIDE	G10	79	10		G5	74	18	WASHER, SEALING, 6MM	D8	29	12
SLIDER, THROTTLE CABLE	F1	54	13	TUBE, AIR CLEANER CONNECTING	G5	74	12		E15	52	1
SPANNER A, PIN	H3	88	1	TUBE, AIR VENT	E11	48	36	WASHER, SEALING, 6.5MM	D10	31	8
SPANNER B, PIN	H3	88	2		G1	70	11		D13	34	6
SPINDLE COMP., GEARSHIFT	E7	44	18	TUBE, FUEL	G2	71	13		D14	35	13
SPINDLE, KICK STARTER	E9	46	8	TUBE, FUEL CAP BREATHER	G2	71	8		E1	38	16
SPOKE SET A, FR.	F11	64	1	TUBE, OUTER	F7	60	8	WASHER, SEALING, 7MM	D13	34	5
SPOKE SET, RR.	F16	69	1	TUBE, OVERFLOW	E11	48	35		E16	53	1
SPRING ASSY., RR. BRAKE RETURN	G8	77	7	TUBE, TIRE	F11	64	10	WASHER, SEALING, 8MM	E1	38	17
SPRING, BRAKE LEVER	F3	56	10		F16	69	11		E16	53	1
SPRING, CLUTCH	D11	32	8	TUBE, VINYL, 6X9X670	H1	86	18	WASHER, SPECIAL, 6MM	D8	29	13
SPRING, DECOMPRESSION	D4	25	4	[U]				WASHER, SPRING, 4MM	F2	55	26
SPRING, DRUM STOPPER	E7	44	17	U-RING	E10	47	19	WASHER, SPRING, 8MM	F12	65	20
SPRING, EX. VALVE	D4	25	13	[V]				WASHER, THRUST INVOLUTE,	G1	70	25
SPRING, FR. FORK	F7	60	3	VALVE ASSY., RELIEF	D14	35	4	18X23X1.6	E5	42	21
SPRING, IN. VALVE	D4	25	12	VALVE COMP., REED	E1	38	11	WASHER, THRUST, 20X26X1	E6	43	22
SPRING, KICK STARTER	E9	46	10	VALVE SET, FLOAT	E10	47	2	WASHER, THRUST, 10X24X1	D11	32	17
	G8	77	5	VALVE SET, FLOATING	E10	47	15	WASHER, THRUST, 14MM	D11	32	18
SPRING, KICK STARTER RATCHET	E9	46	6	VALVE SET, STARTER	E10	47	17	WASHER, THRUST, 15MM	E6	43	24
SPRING, L. STEP RETURN	G9	78	6	VALVE, EX.	D4	25	10	WASHER, THRUST, 15X1	E6	43	26
SPRING, OIL FILTER	D14	35	6	VALVE, IN.	D4	25	9	WASHER, THRUST, 16.5MM	E6	43	25
SPRING, PAD	F10	63	6					WASHER, THRUST, 17MM	D11	32	16
	F13	66	3								
SPRING, PAWL PLUNGER	E7	44	15								
SPRING, RR. CUSHION	G12	81	2								
SPRING, R. STEP RETURN	G9	78	5								

5

PART NAME INDEX

J 6

Part name	Address	Page	Ref.	Part name	Address	Page	Ref.	Part name	Address	Page	Ref.
WASHER, THRUST, 18MM	E5	42	20								
WASHER, THRUST, 20MM	E6	43	27								
	E9	46	13								
WASHER, WAVE	F10	63	15								
WEIGHT, DECOMPRESSION	D4	25	2								
WHEEL SUB ASSY., FR.	F11	64	7								
WHEEL SUB ASSY., RR.	F16	69	8								
WRENCH, NIPPLE	H3	88	3								
WRENCH, PLUG	H3	88	4								

1

FOREWORD INDEX

2

ENGINE GROUP

3

FRAME GROUP

4

PART NUMBER INDEX

5

PART NAME INDEX

HONDA
The Power of Dreams